

HOW TO.

Call AXIS Network Video Door Station from AXIS Camera Station

Introduction

The purpose of this document is to describe how to: Add an action button to call an Axis Network Video Door Station from the live view in AXIS Camera Station. This document assume that an AXIS Network Video Door Station device has been added to AXIS Camera Station already.

The following procedure has been tested on:

- AXIS Camera Station version 5.18.007
- AXIS A8004-VE FW 1.65.1

This may not work if the Door Station is configured to use a SIP telephony system.

Prerequisites


AXIS Network Video Door Station

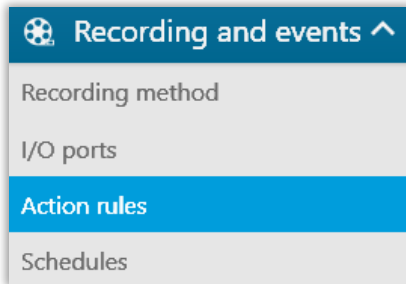
AXIS Camera Station 5.18.007 or higher

Please note that Axis doesn't take any responsibility for how this configuration may affect your system. If the modification fails or if you get other unexpected results, you may have to restore the settings to default.

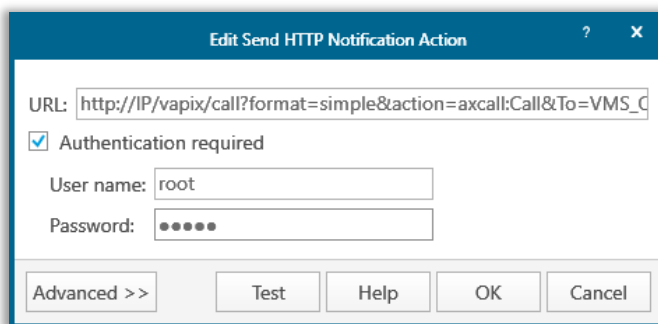
Step 1 – Creating the button and event

While connected to your AXIS Camera Station server you will want to create a new action rule.

1. Navigate to the configuration tab, if it is missing click on the  symbol
2. Expand “Recordings and events” and select “Action rules”



3. Click on new to open the rules wizard
4. Click add on the trigger section
5. Select Action Button and select OK
6. Use “Create new button” and select next
7. Use “Command button” and select next
8. Label the button accordingly and assign it to the camera you wish to trigger the calls from. It is also possible to add the button to a map. Select OK followed by next.
9. On the “Action” Click on add
10. Select “Send HTTP Notification” and select OK
11. For the URL you will use the URL listed below. Remember to edit the “IP” part to match the Door station IP
 - o `http://IP/vapix/call?format=simple&action=axcall:Call&To=VMS_CALL`
 - o Check the authentication required box and enter the door station user ID and password



12. Select OK followed by Next
13. Set your schedule if needed
14. Name the rule and select finish

You should now have a button in the live view of the camera selected on step 8. Clicking the button will make the door station device call AXIS Camera Station.



This event will only call AXIS Camera Station.
No SIP call will be triggered when pressing the button.