AXIS Q6000-E Network Camera

Installation Guide

Legal Considerations

Video surveillance can be regulated by laws that vary from country to country. Check the laws in your local region before using this product for surveillance purposes.

This product includes one (1) H.264 decoder license. To purchase further licenses, contact your reseller.

Liability

Every care has been taken in the preparation of this document. Please inform your local Axis office of any inaccuracies or omissions. Axis Communications AB cannot be held responsible for any technical or typographical errors and reserves the right to make changes to the product and manuals without prior notice. Axis Communications AB makes no warranty of any kind with regard to the material contained within this document, including, but not limited to, the implied warranties of merchantability and fitness for a particular purpose. Axis Communications AB shall not be liable nor responsible for incidental or consequential damages in connection with the furnishing, performance or use of this material. This product is only to be used for its intended purpose.

Intellectual Property Rights

Axis AB has intellectual property rights relating to technology embodied in the product described in this document. In particular, and without limitation, these intellectual property rights may include one or more of the patents listed at *www.axis.com/patent.htm* and one or more additional patents or pending patent applications in the US and other countries.

This product contains licensed third-party software. See the menu item "About" in the product's user interface for more information.

This product contains source code copyright Apple Computer, Inc., under the terms of Apple Public Source License 2.0 (see *www.opensource.apple.com/apsl*). The source code is available from *https://developer.apple.com/bonjour/*

Equipment Modifications

This equipment must be installed and used in strict accordance with the instructions given in the user documentation. This equipment contains no user-serviceable components. Unauthorized equipment changes or modifications will invalidate all applicable regulatory certifications and approvals.

Trademark Acknowledgments

AXIS COMMUNICATIONS, AXIS, ETRAX, ARTPEC and VAPIX are registered trademarks or trademark applications of Axis AB in various jurisdictions. All other company names and products are trademarks or registered trademarks of their respective companies.

Apple, Boa, Apache, Bonjour, Ethernet, Internet Explorer, Linux, Microsoft, Mozilla, Real, SMPTE, QuickTime, UNIX, Windows, Windows Vista and WWW are registered trademarks of the respective holders. Java and all Java-based trademarks and logos are trademarks or registered trademarks of Oracle and/or its affiliates. UPnP™ is a certification mark of the UPnP™ Implementers Corporation.

SD, SDHC and SDXC are trademarks or registered trademarks of SD-3C, LLC in the United States, other countries or both. Also, miniSD, microSD, miniSDHC, microSDHC, microSDXC are all trademarks or registered trademarks of SD-3C, LLC in the United States, other countries or both.

Regulatory Information

Europe

CE This product complies with the applicable CE marking directives and harmonized standards:

- Electromagnetic Compatibility (EMC) Directive 2004/108/EC. See *Electromagnetic Compatibility (EMC) on page 2*.
- Low Voltage (LVD) Directive 2006/95/EC. See *Safety on page 3*.
- Restrictions of Hazardous Substances (RoHS) Directive 2011/65/EU. See *Disposal and Recycling on page 3*.

A copy of the original declaration of conformity may be obtained from Axis Communications AB. See *Contact Information on page 3*.

Electromagnetic Compatibility (EMC)

This equipment has been designed and tested to fulfill applicable standards for:

- Radio frequency emission when installed according to the instructions and used in its intended environment.
- Immunity to electrical and electromagnetic phenomena when installed according to the instructions and used in its intended environment.

USA

This equipment has been tested using a shielded network cable (STP) and found to comply with the limits for a Class A digital device, pursuant to part 15 of the FCC Rules. These limits are designed to provide reasonable protection against harmful interference when the equipment is operated in a commercial environment. This equipment generates, uses, and can radiate radio frequency energy and, if not installed and used in accordance with the instruction manual, may cause harmful interference to radio communications. Operation of this equipment in a residential area is likely to cause harmful interference in which case the user will be required to correct the interference at his own expense.The product shall be connected using a shielded network cable (STP) that is properly grounded.

Canada

This digital apparatus complies with CAN ICES-3 (Class A). The product shall be connected using a shielded network cable (STP) that is properly grounded. Cet appareil numérique est conforme à la norme NMB ICES-3 (classe A). Le produit doit être connecté à l'aide d'un câble réseau blindé (STP) qui est correctement mis à la terre.

Europe

This digital equipment fulfills the requirements for RF emission according to the Class A limit of EN 55022. The product shall be connected using a shielded network cable (STP) that is properly grounded. Notice! This is a Class A product. In a domestic environment this product may cause RF interference, in which case the user may be required to take adequate measures.

This product fulfills the requirements for emission and immunity according to EN 50121-4 and IEC 62236-4 railway applications.

This product fulfills the requirements for immunity according to EN 61000-6-1 residential, commercial and light-industrial environments.

This product fulfills the requirements for immunity according to EN 61000-6-2 industrial environments.

This product fulfills the requirements for immunity according to EN 55024 office and commercial environments.

Australia/New Zealand
This digital equipment fulfills the requirements for RF emission according to the Class A limit of AS/NZS CISPR 22. The product shall be connected using a shielded network cable (STP) that is properly grounded. Notice! This is a Class A product. In a domestic environment this product may cause RF interference, in which case the user may be required to take adequate measures.

Japan
この装置は、クラスA 情報技術装置です。この装置を家庭環境で使用すると電波妨害 を引き起こすことがあります。この場合には使用者が適切な対策を講ずるよう要求されることがあります。 本製品は、シールドネットワークケーブル(STP)を使用して接続してください。また適切に接地してください。

Korea
이 기기는 업무용(A급) 전자파적합기기로서 판매자 또는 사용자는 이 점을 주의하시기 바라며, 가정외의 지역에서 사용하는 것을 목적으로 합니다. 적절히 접지된 STP (shielded twisted pair) 케이블을 사용하여 제품을 연결 하십시오.

Safety
This product complies with IEC/EN/UL 60950-1 and IEC/EN/UL 60950-22, Safety of Information Technology Equipment. The product shall be grounded either through a shielded network cable (STP) or other appropriate method.

Disposal and Recycling
When this product has reached the end of its useful life, dispose of it according to local laws and regulations. For information about your nearest designated collection point, contact your local authority responsible for waste disposal. In accordance with local legislation, penalties may be applicable for incorrect disposal of this waste.

Europe

This symbol means that the product shall not be disposed of together with household or commercial waste. Directive 2012/19/EU on waste electrical and electronic equipment (WEEE) is applicable in the European Union member states. To prevent potential harm to human health and the environment, the product must be disposed of in an approved and environmentally safe recycling process. For information about your nearest designated collection point, contact your local authority responsible for waste disposal. Businesses should contact the product supplier for information about how to dispose of this product correctly.

This product complies with the requirements of Directive 2011/65/EU on the restriction of the use of certain hazardous substances in electrical and electronic equipment (RoHS).

China

This product complies with the requirements of the legislative act Administration on the Control of Pollution Caused by Electronic Information Products (ACPEIP).

Contact Information
Axis Communications AB
Emdalavägen 14
223 69 Lund
Sweden

Tel: +46 46 272 18 00
Fax: +46 46 13 61 30

www.axis.com

Support

Should you require any technical assistance, please contact your Axis reseller. If your questions cannot be answered immediately, your reseller will forward your queries through the appropriate channels to ensure a rapid response. If you are connected to the Internet, you can:

- download user documentation and software updates
- find answers to resolved problems in the FAQ database. Search by product, category, or phrase
- report problems to Axis support staff by logging in to your private support area
- chat with Axis support staff
- visit Axis Support at *www.axis.com/techsup/*

Learn More!

Visit Axis learning center *www.axis.com/academy/* for useful trainings, webinars, tutorials and guides.

English

Safety Information

Read through this Installation Guide carefully before installing the product. Keep the Installation Guide for future reference.

Hazard Levels

⚠DANGER

Indicates a hazardous situation which, if not avoided, will result in death or serious injury.

⚠WARNING

Indicates a hazardous situation which, if not avoided, could result in death or serious injury.

⚠CAUTION

Indicates a hazardous situation which, if not avoided, could result in minor or moderate injury.

NOTICE

Indicates a situation which, if not avoided, could result in damage to property.

Other Message Levels

Important

Indicates significant information which is essential for the product to function correctly.

Note

Indicates useful information which helps in getting the most out of the product.

Safety Instructions

⚠WARNING

- The Axis product shall be installed by a trained professional.

NOTICE

- The Axis product shall be used in compliance with local laws and regulations.
- Store the Axis product in a dry and ventilated environment.
- Avoid exposing the Axis product to shocks or heavy pressure.
- Do not install the product on unstable brackets, surfaces or walls.
- Use only applicable tools when installing the Axis product. Using excessive force with power tools could cause damage to the product.
- Do not use chemicals, caustic agents, or aerosol cleaners.
- Use a clean cloth dampened with pure water for cleaning.
- Use only accessories that comply with technical specification of the product. These can be provided by Axis or a third party.
- Use only spare parts provided by or recommended by Axis.
- Do not attempt to repair the product by yourself. Contact Axis support or your Axis reseller for service matters.

Transportation

NOTICE

- Keep the protective packaging. When transporting the Axis product, the protective packaging shall be replaced in its original position.
- When transporting the Axis product, use the original packaging or equivalent to prevent damage to the product.

Battery

The Axis product uses a 3.0 V CR2032 lithium battery as the power supply for its internal real-time clock (RTC). Under normal conditions this battery will last for a minimum of five years.

Low battery power affects the operation of the RTC, causing it to reset at every power-up. When the battery needs replacing, a log message will appear in the product's server report. For more information about the server report, see the product´s setup pages or contact Axis support.

The battery should not be replaced unless required, but if the battery does need replacing, contact Axis support at *www.axis.com/techsup* for assistance.

⚠WARNING

- Risk of explosion if the battery is incorrectly replaced.
- Replace only with an identical battery or a battery which is recommended by Axis.
- Dispose of used batteries according to local regulations or the battery manufacturer's instructions.

Français

Informations sur la sécurité

Lisez attentivement ce guide d'installation avant d'installer l'appareil. Conservez le guide d'installation pour toute référence ultérieure.

Niveaux de risques

⚠DANGER

Indique une situation dangereuse qui, si elle n'est pas évitée, entraînera le décès ou des blessures graves.

⚠AVERTISSEMENT

Indique une situation dangereuse qui, si elle n'est pas évitée, pourrait entraîner le décès ou des blessures graves.

⚠ATTENTION

Indique une situation dangereuse qui, si elle n'est pas évitée, pourrait entraîner des blessures légères ou modérées.

AVIS

Indique une situation qui, si elle n'est pas évitée, pourrait endommager l'appareil.

Autres niveaux de message

Important

Indique les informations importantes, nécessaires pour assurer le bon fonctionnement de l'appareil.

Note

Indique les informations utiles qui permettront d'obtenir le fonctionnement optimal de l'appareil.

Consignes de sécurité

⚠AVERTISSEMENT

- Le produit Axis doit être installé par un professionnel habilité.

AVIS

- Le produit Axis doit être utilisé conformément aux lois et règlementations locales en vigueur.
- Conserver ce produit Axis dans un environnement sec et ventilé.
- Ne pas exposer ce produit Axis aux chocs ou aux fortes pressions.
- Ne pas installer ce produit sur des supports, surfaces ou murs instables.
- Utiliser uniquement des outils recommandés pour l'installation de l'appareil Axis. L'application d'une force excessive sur l'appareil avec des outils puissants pourrait l'endommager.
- Ne pas utiliser de produits chimiques, de substances caustiques ou de nettoyants pressurisés.
- Utiliser un chiffon propre imbibé d'eau pure pour le nettoyage.
- Utiliser uniquement des accessoires conformes aux caractéristiques techniques du produit. Ils peuvent être fournis par Axis ou un tiers.
- Utiliser uniquement les pièces de rechange fournies ou recommandées par Axis.
- Ne pas essayer de réparer ce produit par vous-même. Contacter l'assistance technique d'Axis ou votre revendeur Axis pour des problèmes liés à l'entretien.

Transport

AVIS

- Conservez l'emballage de protection. Lors du transport du produit Axis, l'emballage de protection doit être remis dans sa position d'origine.
- Lors du transport du produit Axis, utilisez l'emballage d'origine ou un équivalent pour éviter d'endommager le produit.

Batterie

Le produit Axis utilise une batterie au lithium CR2032 3,0 V comme alimentation de son horloge en temps réel interne (RTC). Dans des conditions normales, cette batterie a une durée de vie minimale de cinq ans.

Si la batterie est faible, le fonctionnement de l'horloge en temps réel peut être affecté et entraîner sa réinitialisation à chaque mise sous tension. Un message enregistré apparaît dans le rapport de serveur du produit lorsque la batterie doit être remplacée. Pour tout complément d'information concernant le rapport de serveur, reportez-vous aux pages de Configuration du produit ou contactez l'assistance technique d'Axis.

La batterie doit être remplacée uniquement en cas de besoin, et pour ce faire, contactez l'assistance technique d'Axis à l'adresse *www.axis.com/techsup* et obtenir de l'aide.

⚠AVERTISSEMENT

- Risque d'explosion si la batterie est remplacée de façon incorrecte.
- Remplacez-la uniquement par une batterie identique ou une batterie recommandée par Axis.
- Mettez au rebut les batteries usagées conformément aux réglementations locales ou aux instructions du fabricant de la batterie.

Deutsch

Sicherheitsinformation

Lesen Sie das Installationshandbuch sorgfältig durch bevor sie das Produkt installieren. Bewahren Sie das Installationshandbuch für zukünftige Zwecke auf.

Gefährdungsstufen

⚠GEFAHR	Weist auf eine gefährliche Situation hin, welche, falls nicht verhindert, zu Tod oder schweren Verletzungen führt.
⚠WARNUNG	Weist auf eine gefährliche Situation hin, welche, falls nicht verhindert, zu Tod oder schweren Verletzungen führen kann.
⚠VORSICHT	Weist auf eine gefährliche Situation hin, welche, falls nicht verhindert, zu geringfügiger oder mäßiger Verletzung führen kann.
HINWEIS	Weist auf eine gefährliche Situation hin, welche, falls nicht verhindert, zu Sachschäden führen kann.

Weitere Nachrichtenstufen

Wichtig

Weist auf wichtige Informationen hin, die den richtigen Betrieb des Produkts gewährleisten.

Beachten

Weist auf nützliche Informationen hin, die die optimale Verwendung des Produkts unterstützen.

Sicherheitsanweisungen

⚠WARNUNG

- Das Axis Produkt muss von fachmännischem Personal installiert werden.

HINWEIS

- Die Anwendung des Axis Produkts muss unter Beachtung der örtlich geltenden rechtlichen Bestimmungen erfolgen.
- Lagern Sie das Axis Produkt in einer trockenen und belüfteten Umgebung.
- Achten Sie darauf, dass das Axis Produkt weder Stößen noch starkem Druck ausgesetzt ist.
- Installieren Sie das Produkt nicht an instabilen Halterungen, Oberflächen oder Wänden.
- Verwenden Sie bei der Installation des Axis Produkts ausschließlich passende Werkzeuge. Ein zu großer Kraftaufwand mit elektrischen Werkzeugen kann das Produkt beschädigen.
- Verwenden Sie keine chemischen, ätzenden oder aerosolhaltigen Reinigungsmittel.
- Verwenden Sie zum Reinigen ein sauberes, mit lauwarmem Wasser angefeuchtetes Tuch.
- Verwenden Sie nur Zubehör, das den technischen Daten des Produkts entspricht. Dieses ist von Axis oder Drittanbietern erhältlich.
- Verwenden Sie ausschließlich Ersatzteile die von Axis bereitgestellt oder empfohlen werden.
- Versuchen Sie nicht, das Produkt selbstständig zu reparieren. Wenden Sie sich bezüglich Reparatur und Wartung an den Axis Support oder Ihren Axis Händler.

Transport

HINWEIS

- Bewahren Sie die Schutzverpackung auf. Bei Bedarf Axis Produkt in der Originalverpackung transportieren.
- Bei Bedarf transportieren Sie das Axis Produkt in der Originalverpackung oder einer entsprechenden Verpackung, so dass Schäden vermieden werden.

Batterie

Das Axis-Produkt ist mit einer 3,0 V-CR2032-Lithium-Batterie ausgestattet, mit der die interne Echtzeituhr (RTC) versorgt wird. Unter normalen Bedingungen hat die Batterie eine Lebensdauer von mindestens fünf Jahren.

Bei entladener Batterie ist der Betrieb der Echtzeituhr nicht mehr gewährleistet, sodass die Uhr bei jedem Systemstart zurückgesetzt wird. Sie erhalten eine Protokollnachricht im Serverbericht des Produkts, wenn ein Batteriewechsel erforderlich ist. Weitere Informationen über den Serverbericht finden Sie auf den Setup-Seiten des Produkts, oder wenden Sie sich an den Axis Support.

Die Batterie sollte nur bei Bedarf ersetzt werden. Wenden Sie sich in diesem Fall an den Axis Support unter *www.axis.com/techsup*.

⚠WARNUNG

- Explosionsgefahr bei fehlerhaftem Batteriewechsel.
- Die Batterie darf nur durch eine identische Batterie oder eine von Axis empfohlene Batterie ersetzt werden.
- Verbrauchte Batterien sind gemäß den örtlichen Vorschriften oder den Anweisungen des Herstellers zu entsorgen.

Italiano

Informazioni di sicurezza

Leggere con attenzione la guida all'installazione prima di installare il dispositivo. Conservare questo documento per usi futuri.

Livelli di pericolo

⚠PERICOLO

Indica una situazione pericolosa che, se non evitata, provoca morte o lesioni gravi.

⚠AVVERTENZA

Indica una situazione pericolosa che, se non evitata, può provocare la morte o lesioni gravi.

⚠ATTENZIONE

Indica una situazione pericolosa che, se non evitata, può provocare lesioni medie o minori.

AVVISO

Indica una situazione che, se non evitata, può danneggiare la proprietà.

Altri livelli di messaggio

Importante

Indica informazioni importanti, essenziali per il corretto funzionamento del dispositivo.

Nota

Indica informazioni utili che aiutano ad ottenere il massimo risultato dal dispositivo.

Informazioni di sicurezza

⚠AVVERTENZA

- Il prodotto Axis deve essere installato da un professionista qualificato.

AVVISO

- Il prodotto Axis deve essere utilizzato in conformità alle leggi e alle disposizioni locali.
- Conservare il prodotto Axis in un ambiente asciutto e ventilato.
- Evitare di esporre il prodotto Axis a urti o pressioni eccessive.
- Non installare il prodotto su supporti, superfici o pareti instabili.
- Utilizzare solo strumenti applicabili quando si installa il dispositivo Axis. Se si utilizza una forza eccessiva con strumenti non adatti è possibile causare danni al dispositivo.
- Non utilizzare sostanze chimiche, agenti caustici o detergenti aerosol.
- Utilizzare un panno pulito inumidito in acqua pura per la pulizia.
- Utilizzare solo accessori compatibili con le specifiche tecniche del dispositivo. Questi possono essere forniti da Axis o da terze parti.
- Utilizzare solo parti di ricambio fornite o consigliate da Axis.
- Non tentare di riparare il dispositivo da soli. Contattare l'assistenza o il rivenditore Axis per questioni relative alla manutenzione.

Trasporto

AVVISO

- Conservare l'imballaggio di protezione. Durante il trasporto del dispositivo Axis, l'imballaggio di protezione deve essere ricollocato nella sua posizione originale.
- Durante il trasporto del dispositivo Axis, utilizzare l'imballaggio originale o equivalente per evitare danni al dispositivo.

Batteria

Il dispositivo Axis utilizza una batteria al litio da 3,0 V CR2032 come alimentazione per il suo real-time clock (RTC) interno. In condizioni normali questa batteria avrà una durata minima di cinque anni.

Una bassa carica della batteria influisce sul funzionamento del RTC, facendolo resettare a ogni accensione. Quando la batteria deve essere sostituita, un messaggio di registro viene visualizzato nel server report del dispositivo. Per ulteriori informazioni sul server report, vedere le pagine di configurazione del dispositivo o contattare l'assistenza Axis.

La batteria non deve essere sostituita se non richiesto, ma nel caso in cui questo fosse necessario, contattare il supporto Axis all'indirizzo *www.axis.com/techsup* per assistenza.

⚠AVVERTENZA

- Rischio di esplosione se la batteria viene sostituita in modo errato.
- Sostituire solo con una batteria identica o una batteria consigliata da Axis.
- Smaltire le batterie usate in base alle normative locali o alle istruzioni del produttore della batteria.

Español

Información de seguridad

Lea esta Guía de instalación con atención antes de instalar el producto. Guarde la Guía de instalación para poder consultarla en otro momento.

Niveles de peligro

⚠PELIGRO

Indica una situación peligrosa que, si no se evita, provocará lesiones graves o la muerte.

⚠ADVERTENCIA

Indica una situación peligrosa que, si no se evita, puede provocar lesiones graves o la muerte.

⚠ATENCIÓN

Indica una situación peligrosa que, si no se evita, puede provocar lesiones moderadas o leves.

AVISO

Indica una situación peligrosa que, si no se evita, puede provocar daños materiales.

Otros niveles de mensaje

Importante

Indica información importante que es fundamental para que el producto funcione correctamente.

Nota

Indica información útil que ayuda a aprovechar el producto al máximo.

Instrucciones de seguridad

⚠ADVERTENCIA

- El encargado de instalar el producto de Axis debe ser un profesional con experiencia.

AVISO

- El producto de Axis debe utilizarse de acuerdo con la legislación y la normativa locales.
- Almacene el producto de Axis en un entorno seco y ventilado.
- Evite la exposición del producto de Axis a choques o a una fuerte presión.
- No instale el producto en soportes, superficies o paredes inestables.
- Utilice solo las herramientas correspondientes cuando instale el producto de Axis. La aplicación de una fuerza excesiva con herramientas eléctricas puede provocar daños en el producto.
- No utilice limpiadores en aerosol, agentes cáusticos ni productos químicos.
- Limpie con un paño limpio humedecido con agua pura.
- Utilice solo accesorios que cumplan con las especificaciones técnicas del producto. Estos accesorios los puede proporcionar Axis o un tercero.
- Utilice solo piezas de repuesto proporcionadas o recomendadas por Axis.
- No intente reparar el producto usted mismo. Póngase en contacto con el servicio de asistencia técnica de Axis o con su distribuidor de Axis para tratar asuntos de reparación.

Transporte

AVISO

- Mantenga el embalaje de protección. Cuando transporte el producto de Axis, el embalaje de protección debe volver a ponerse en su posición original.
- Cuando transporte el producto de Axis, utilice el embalaje original o un equivalente para evitar daños en el producto.

Batería

Este producto de Axis utiliza una batería de litio CR2032 de 3,0 V como fuente de alimentación del reloj interno en tiempo real. En condiciones normales, esta batería durará un mínimo de cinco años.

Un nivel bajo de batería afectará al funcionamiento del reloj en tiempo real, lo que provocará el restablecimiento de este cada vez que se encienda el producto. Cuando sea necesario sustituir la batería, aparecerá un mensaje de registro en el informe del servidor del producto. Para obtener más información sobre el informe del servidor, consulte las páginas de configuración del producto o póngase en contacto con el servicio de asistencia técnica de Axis.

La batería no debe sustituirse a menos que sea necesario; no obstante, si precisa hacerlo, póngase en contacto con el servicio de asistencia técnica de Axis en *www.axis.com/techsup* para solicitar ayuda.

⚠ADVERTENCIA

- La sustitución incorrecta de la batería implica riesgo de explosión.
- Sustituya la batería por una batería idéntica u otra batería recomendada por Axis.
- Deseche las baterías usadas de conformidad con la normativa local o las instrucciones del fabricante.

日本語

安全情報

本製品を設置する前に、このインストールガイドをよくお読みください。インストールガイドは、後で参照できるように保管しておいてください。

危険レベル

⚠危険

回避しない場合、死亡または重傷につながる危険な状態を示します。

⚠警告

回避しない場合、死亡または重傷につながるおそれのある危険な状態を示します。

⚠注意

回避しない場合、軽傷または中程度の怪我につながるおそれのある危険な状態を示します。

注記

回避しない場合、器物の破損につながるおそれのある状態を示します。

その他のメッセージレベル

重要

製品を正しく機能させるために不可欠な重要情報を示します。

注意

製品を最大限に活用するために役立つ有用な情報を示します。

安全手順

⚠警告

- 本製品の設置は、訓練を受けた専門技術者が行ってください。

注記

- 本製品は、お使いになる地域の法律や規制に準拠して使用してください。
- 本製品は乾燥した換気のよい環境に保管してください。
- 本製品に衝撃または強い圧力を加えないでください。
- 本製品を不安定なブラケット、表面、または壁に設置しないでください。
- 本製品を設置する際には、適切な工具のみを使用してください。 電動工具を使用して過剰な力をかけると、製品が損傷することがあります。
- 化学薬品、腐食剤、噴霧式クリーナーは使用しないでください。
- 清掃には、きれいな水に浸した清潔な布を使用してください。
- 製品の技術仕様に準拠したアクセサリーのみを使用してください。 これらのアクセサリーは、Axisまたはサードパーティから入手できます。
- Axisが提供または推奨する交換部品のみを使用してください。
- 製品を自分で修理しないでください。 修理については、Axisサポートまたは販売代理店にお問い合わせください。

輸送

注記

- 保護包装は保管しておいてください。 本製品を輸送する際には、必ず保護包装を元の位置に戻してください。
- 本製品を運搬する際は、製品が損傷しないよう、元の梱包か同等の梱包を使用してください。

バッテリー

本製品は、内部リアルタイムクロック (RTC) 用電源として、3.0 V CR2032リチウムバッテリーを使用します。 このバッテリーは、通常条件下で最低5年間使用できます。

バッテリーが低電力状態になると、RTCの動作に影響し、電源を入れるたびにRTCがリセットされます。 バッテリーの交換が必要になると、製品のサーバーレポートにログメッセージが表示されます。 サーバーレポートの詳細については、製品の設定ページを参照するか、Axisサポートまでお問い合わせください。

必要な場合以外はバッテリーを交換しないでください。バッテリーの交換が必要な場合は、Axisサポート (*www.axis.com/techsup*) までご連絡ください。

⚠警告

- バッテリーは、正しく交換しないと爆発する危険があります。
- 交換用バッテリーとしては、同一品またはAxisが推奨するバッテリーのみを使用してください。
- 使用済みバッテリーは、地域の規制またはバッテリーメーカーの指示に従って廃棄してください。

Português

Informações de segurança

Leia com atenção este Guia de Instalação até o final antes de instalar o produto. Guarde o Guia de Instalação para referência futura.

Níveis de perigo

⚠PERIGO

Indica uma situação perigosa que, se não evitada, irá resultar em morte ou lesões graves.

⚠ATENÇÃO

Indica uma situação perigosa que, se não evitada, poderá resultar em morte ou lesões graves.

⚠CUIDADO

Indica uma situação perigosa que, se não evitada, poderá resultar em lesões leves ou moderadas.

AVISO

Indica uma situação perigosa que, se não evitada, poderá resultar em danos à propriedade.

Outros níveis de mensagens

Importante

Indica informações significativas que são essenciais para o produto funcionar corretamente.

Nota

Indica informações úteis que ajudam a obter o máximo do produto.

Instruções de segurança

⚠ATENÇÃO

- O produto Axis deve ser instalado por um profissional treinado.

AVISO

- O produto Axis deve ser usado em conformidade com as leis e regulamentações locais.
- Armazene o produto Axis em um ambiente seco e ventilado.
- Evite expor o produto Axis a impactos ou pressão elevada.
- Não instale o produto em suportes, superfícies ou paredes instáveis.
- Use apenas as ferramentas recomendadas ao instalar o produto Axis. O uso de força excessiva com ferramentas elétricas poderia danificar o produto.
- Não use produtos químicos, agentes cáusticos ou limpadores aerossóis.
- Use um pano limpo úmido para limpar o produto.
- Utilize apenas acessórios que atendam às especificações técnicas do produto. Esses poderão ser fornecidos pela Axis ou por terceiros.
- Utilize apenas peças sobressalentes fornecidas ou recomendadas pela Axis.
- Não tente reparar o produto por conta própria. Entre em contato com o suporte ou seu revendedor Axis para quaisquer questões relacionadas a serviços.

Transporte

AVISO

- Guarde a embalagem protetora. Ao transportar o produto Axis, recoloque a embalagem protetora em sua posição original.
- Ao transportar o produto Axis, use a embalagem original ou equivalente para evitar danos ao produto.

Bateria
Este produto Axis usa uma bateria de lítio CR2032 de 3,0 V como fonte de alimentação para seu relógio interno de tempo real (RTC). Em condições normais, a duração mínima da bateria será de cinco anos.

Se a carga da bateria estiver baixa, a operação do RTC será afetada, fazendo com que ele seja reiniciado toda vez que o sistema for ligado. Quando for necessário substituir a bateria, uma mensagem de log será exibida no relatório do servidor do produto. Para obter mais informações sobre o relatório do servidor, consulte as páginas de configuração do produto ou entre em contato com o suporte da Axis.

A bateria não deverá ser substituída a menos que necessário. No entanto, se for preciso trocá-la, entre em contato com o suporte da Axis em *www.axis.com/techsup* para obter auxílio.

⚠ATENÇÃO

- A troca incorreta da bateria poderá representar risco de explosão.
- Substitua somente por uma bateria idêntica ou uma bateria recomendada pela Axis.
- Descarte as baterias usadas de acordo com as regulamentações locais ou as instruções do fabricante da bateria.

РУССКИЙ

Сведения по безопасности

Перед установкой изделия внимательно ознакомьтесь с руководством по установке. Сохраните его для дальнейшего использования.

Уровни опасности

⚠ОПАСНО

Опасная ситуация, которая, если ее не устранить, приведет к смерти или опасным травмам.

⚠ОСТОРОЖНО

Опасная ситуация, которая, если ее не устранить, может привести к смерти или опасным травмам.

⚠ВНИМАНИЕ

Опасная ситуация, которая, если ее не устранить, может привести к травмам незначительной или средней тяжести.

УВЕДОМЛЕНИЕ

Опасная ситуация, которая, если ее не устранить, может вызвать повреждение имущества.

Прочие уведомления

Важно

Означает существенную информацию, которая важна для правильной работы изделия.

Примечание

Означает полезную информацию, которая помогает использовать все возможности изделия.

Правила безопасности

⚠ОСТОРОЖНО

- Эта камера Axis должна устанавливаться обученным специалистом.

УВЕДОМЛЕНИЕ

- Эта камера Axis должна использоваться в соответствии с местными законами и нормативами.
- Камера Axis должна храниться в сухом, хорошо проветриваемом помещении.
- Не допускайте ударов или приложения высокого давления к камере Axis.
- Не монтируйте камеру на неустойчивых кронштейнах, поверхностях или стенах.
- При установке камеры Axis используйте только предназначенные для этого инструменты. Приложение чрезмерных усилий к инструментам может привести к повреждению камеры.
- Не используйте химикалии, едкие вещества или аэрозольные очистители.
- Для очистки используйте чистую ткань, смоченную чистой водой.
- Используйте только принадлежности, которые соответствуют техническим характеристикам камеры. Они могут поставляться компанией Axis или сторонним производителем.
- Используйте только запасные части, поставляемые или рекомендованные компанией Axis.
- Не пытайтесь отремонтировать камеру самостоятельно. По вопросам обслуживания обращайтесь в службу поддержки Axis или к своему реселлеру Axis.

Транспортировка

УВЕДОМЛЕНИЕ

- Не выбрасывайте защитную упаковку. При транспортировке камеры Axis защитная упаковка должна быть возвращена на прежнее место.
- При транспортировке камеры Axis используйте оригинальную упаковку или ее эквивалент во избежание повреждения изделия.

Батарея
В камере Axis используется литиевый аккумулятор CR2032 с напряжением 3.0 В в качестве источника питания для внутренних часов реального времени. При нормальных условиях данная батарея способна работать не менее пяти лет.

Низкий заряд сказывается на работе часов реального времени: при каждом включении их настройки сбрасываются. Когда возникает необходимость замены батареи, в отчете сервера камеры появляется сообщение журнала. Чтобы получить дополнительные сведения об отчете сервера, см. страницы настройки продукта или обратитесь в службу поддержки Axis.

Заменять батарею без необходимости не следует, но если это действительно требуется, обратитесь за помощью в службу поддержки Axis по адресу *www.axis.com/techsup*.

⚠ОСТОРОЖНО

- Риск взрыва при неправильной замене батареи.
- Замену следует проводить только на идентичную батарею или батарею, рекомендуемую компанией Axis.
- Утилизация использованных батарей должна выполняться в соответствии с местными

нормативными требованиями или указаниями производителя батарей.

中文

安全信息

安装该产品前请仔细通读该安装指南。请保管好安装指南以供以后查阅。

危险等级

⚠危险

表示有危险的情形，如果不能避免，将导致死亡或严重的个人伤害。

⚠警告

表示有危险的情形，如果不能避免，将导致死亡或严重的个人伤害。

⚠小心

表示有危险的情形，如果不能避免，将导致轻微或中度的个人伤害。

注意

表示一种情形，如果不能避免，将导致对财产的损坏。

其它消息等级

重要

表示对于产品正常运行必不可少的重要信息。

备注

表示有助于充分利用产品的有用信息。

安全说明

⚠警告

- 应由接受过相关培训的专业人员进行安讯士产品的安装。

注意

- 使用该安讯士产品必须符合当地法律法规要求。
- 安讯士产品应存放在干燥通风的环境中。
- 应避免对安讯士产品造成冲撞或重压。
- 不得将本产品安装于不稳固的支架、表面或墙面上。
- 安装安讯士产品时，请使用适用工具。使用电动工具时过度用力可能对产品造成损坏。
- 请勿使用化学制剂、腐蚀性制剂或气雾性清洁剂。
- 使用浸有净水的干净抹布进行清洁。
- 所用附件必须符合该产品的技术规格要求。可由安讯士或第三方供应商提供。
- 必须使用安讯士提供或推荐的零件。
- 请勿试图自己修理该产品。维修事务请联系安讯士支持人员或您的安讯士经销商。

运输

注意

- 保留防护包装。在运输安讯士产品时，防护性包装应在其原有位置上。
- 安讯士产品运输途中，应使用其原包装或等效包装，以防对产品造成损坏。

电池

该安讯士产品使用一块 3.0 V CR2032 锂电池为内部实时时钟（RTC）供电。正常情况下，该电池可至少使用 5 年。

电池电量不足将影响 RTC 运行，导致其在每次开机时重置。当电池需要更换时，产品的服务器报告中会显示日志消息。关于服务器报告的更多信息，请参考产品的设置页面或联系安讯士支持人员。

如非需要请勿更换电池！电池必须更换时，请联系安讯士支持人员寻求帮助，网址 *www.axis.com/techsup*。

⚠警告

- 电池更换不当将引发爆炸危险。
- 请务必使用相同或安讯士推荐的电池进行更换。
- 请按照当地法规或电池制造商的说明来处理废旧电池。

한국어

안전 정보

제품을 설치하기 전에 설치 안내서를 주의 깊게 읽어보시고 설치 안내서를 보관하여 향후 참조하시기 바랍니다.

위험한 레벨

⚠위험

방지하지 않을 경우 사망이나 심각한 상해가 발생하는 위험한 상황을 나타냅니다.

⚠경고

방지하지 않을 경우 사망이나 심각한 상해가 발생할 수 있는 위험한 상황을 나타냅니다.

⚠주의

방지하지 않을 경우 경미한 상해가 발생할 수 있는 위험한 상황을 나타냅니다.

주의 사항

방지하지 않을 경우 재산 피해가 발생할 수 있는 상황을 나타냅니다.

기타 메시지 레벨

중요

제품이 올바르게 작동하는 데 필요한 중요한 정보를 나타냅니다.

정보

제품을 가장 효과적으로 사용하는 데 도움이 되는 유용한 정보를 나타냅니다.

안전 지침

⚠경고

- Axis 제품은 자격을 갖춘 전문 직원이 설치해야 합니다.

주의 사항

- 본 Axis 제품은 해당 지역 법률 및 규정을 준수하여 사용해야 합니다.
- 통풍이 잘되고 건조한 장소에 Axis 제품을 보관하십시오.
- Axis 제품에 충격이나 강한 압력을 가하지 마십시오.
- 불안정한 브래킷, 표면 또는 벽에 제품을 설치하지 마십시오.
- Axis 제품을 설치할 때에는 적합한 도구만을 사용하십시오. 전원 도구에 과도한 힘을 가하면 제품이 손상될 수 있습니다.

- 화학약품, 부식제 또는 에어로졸 세정제를 사용하지 마십시오.
- 깨끗한 물에 적신 천을 사용하여 닦으십시오.
- 해당 제품의 기술 사양을 준수하는 액세서리만 사용하십시오. 이러한 액세서리는 Axis 또는 타사에서 구입할 수 있습니다.
- Axis가 제공하거나 권장하는 예비 부품만 사용하십시오.
- 고객이 직접 제품을 수리하지 마십시오. 서비스 문제에 대해서는 Axis 지원 팀이나 해당 지역 Axis 리셀러에게 문의하십시오.

운반

주의 사항

- 보호 패킹을 분리하지 마십시오. Axis 제품을 운반할 때에는 보호 패킹을 제자리에서 교체해야 합니다.
- Axis 제품을 운반할 때는 원래 포장이나 이에 준하는 포장을 사용해 제품이 손상되지 않도록 하십시오.

배터리

Axis 제품은 내부 실시간 클록(RTC)의 전원 공급 장치로 3.0V CR2032 리튬 배터리를 사용합니다. 이 건전지는 일반적인 환경에서 최소 5년간 사용할 수 있습니다.

건전지의 전원이 약하면 RTC 작동에 영향을 끼쳐 전원을 켤 때마다 리셋됩니다. 배터리를 교체해야 하는 경우 제품의 서버 보고서에 로그 메시지가 표시됩니다. 서버 보고서에 대한 자세한 내용은 제품 설정 페이지를 참조하거나 Axis 지원 팀에 문의하십시오.

배터리 교체가 필요하지 않은 경우에는 교체하지 마십시오. 하지만 배터리를 교체해야 하는 경우에는 Axis 지원 센터(*www.axis.com/techsup/*)에 문의하십시오.

⚠경고

- 건전지를 올바르게 교체하지 않으면 폭발할 위험이 있습니다.
- 동일한 건전지나 Axis에서 권장한 건전지로 교체합니다.
- 사용한 건전지는 현지 규정이나 건전지 제조업체의 지침에 따라 폐기합니다.

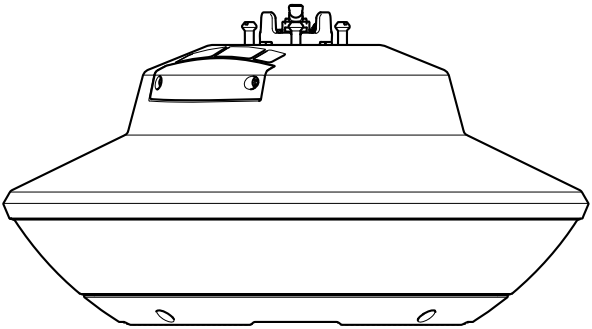

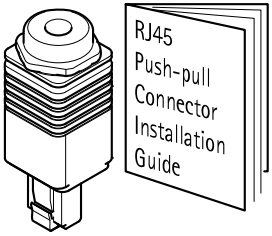

1x

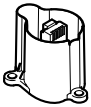

1x

3x

3x



1x

2x

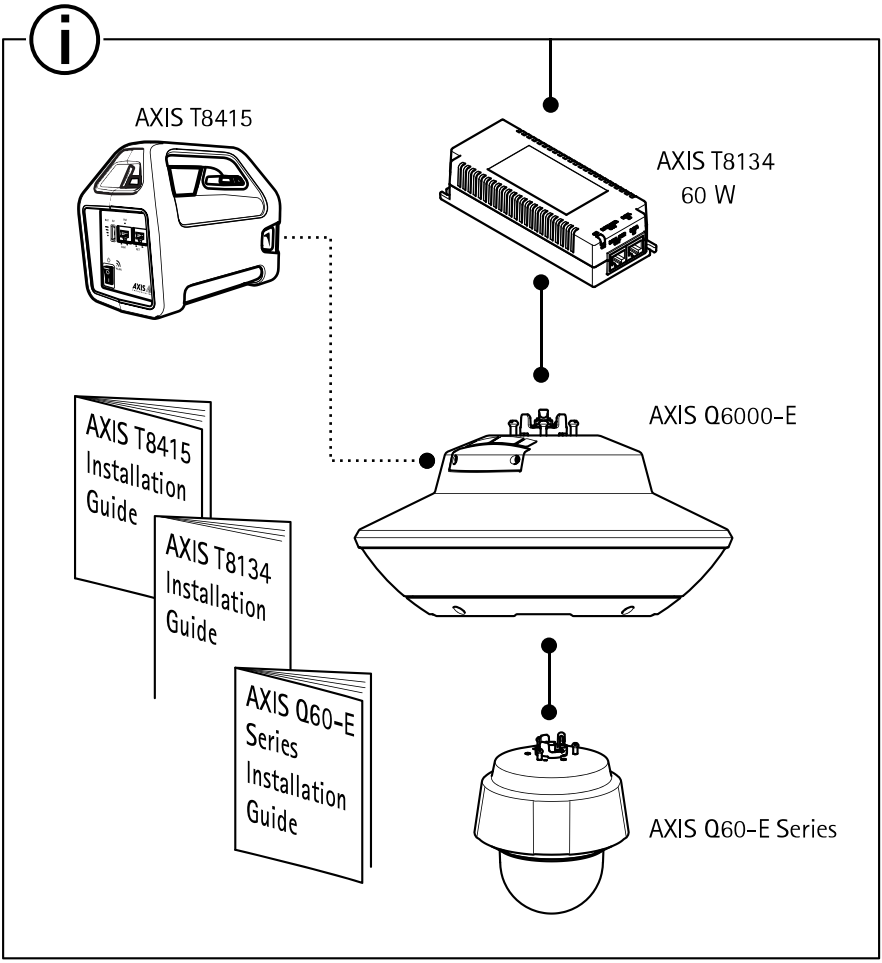
AXIS T8415
AXIS T8134
60 W
AXIS Q6000-E
AXIS T8415
Installation
Guide
AXIS T8134
Installation
Guide
AXIS Q60-E
Series
Installation
Guide
AXIS Q60-E Series

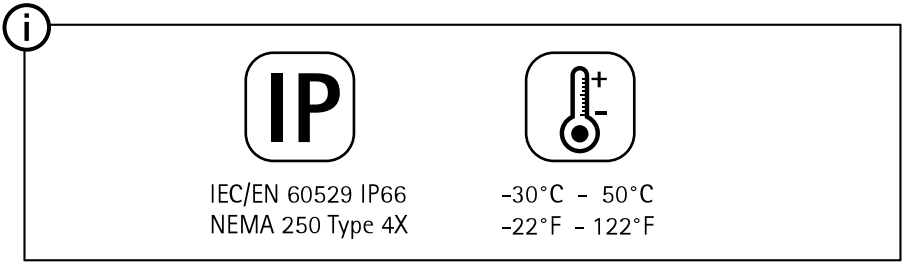
IP
+
-
IEC/EN 60529 IP66
NEMA 250 Type 4X
-30°C - 50°C
-22°F - 122°F

1

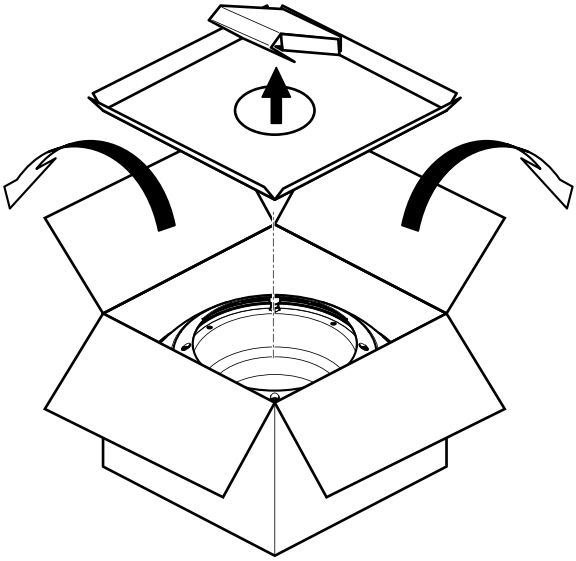

2

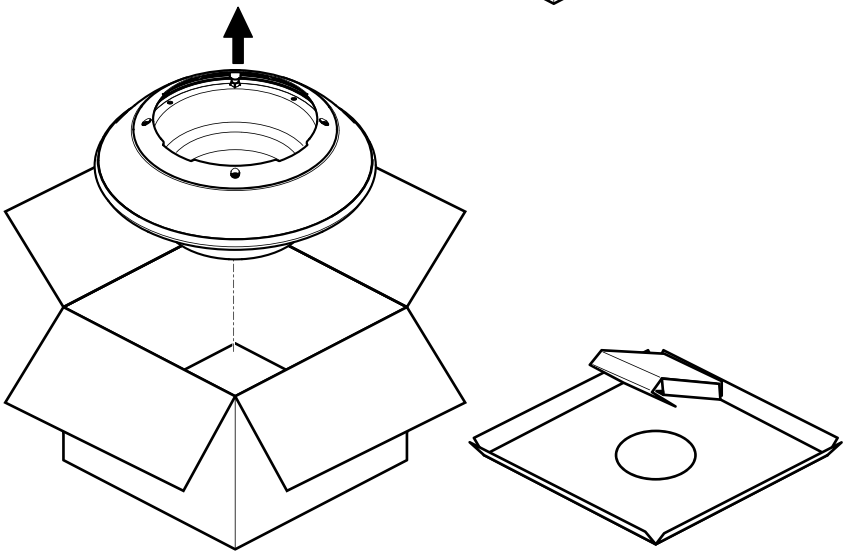

3

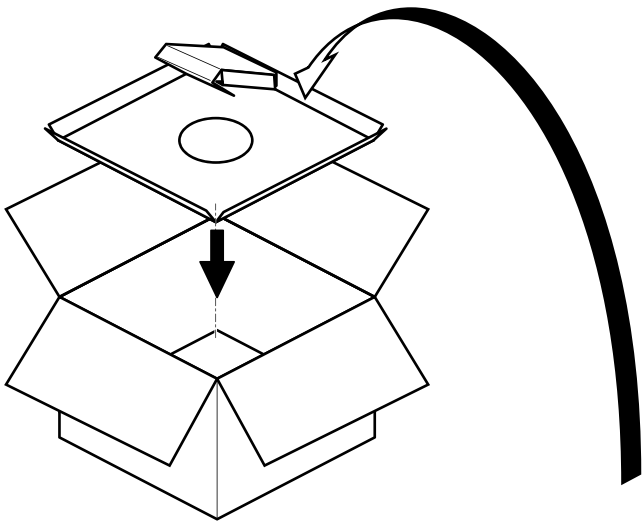

4

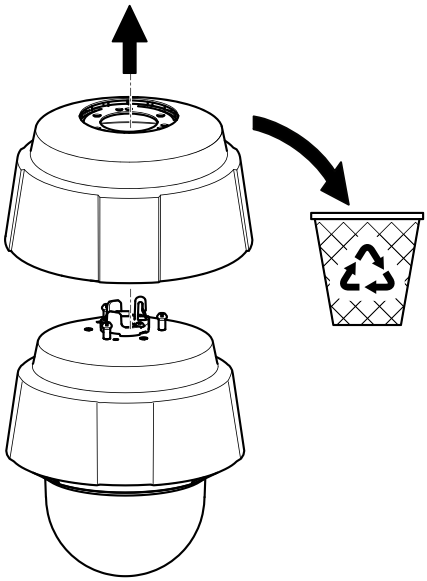

5

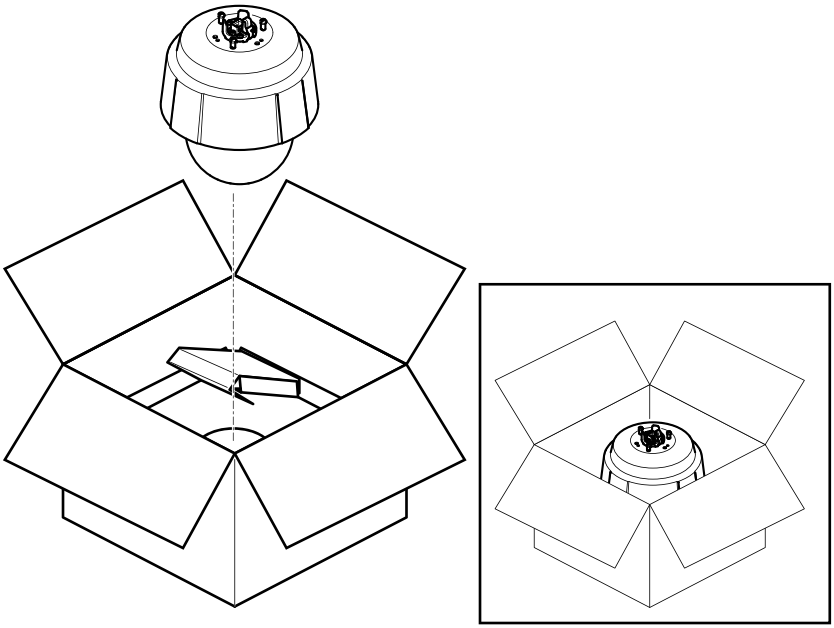

6

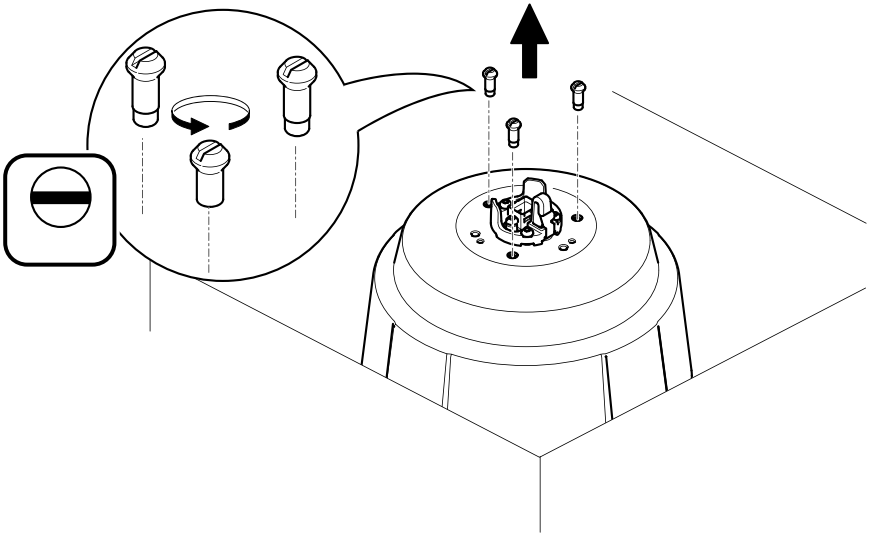

7

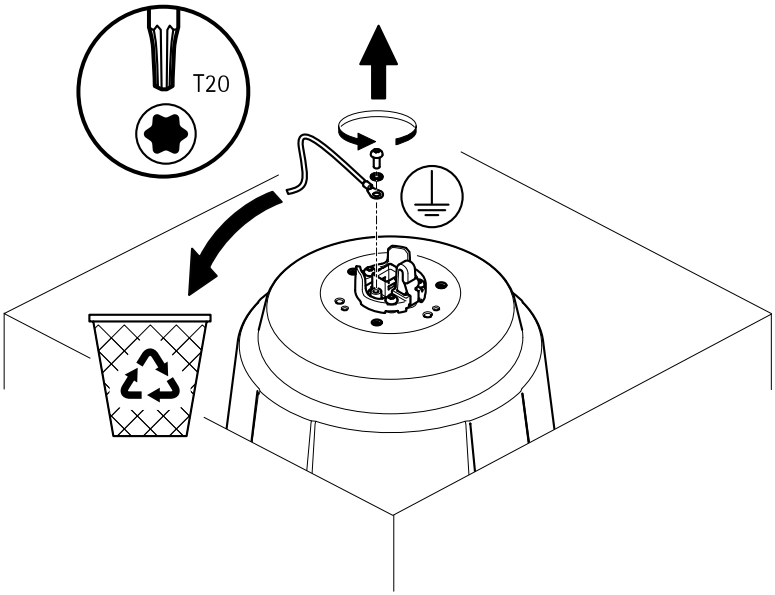

8

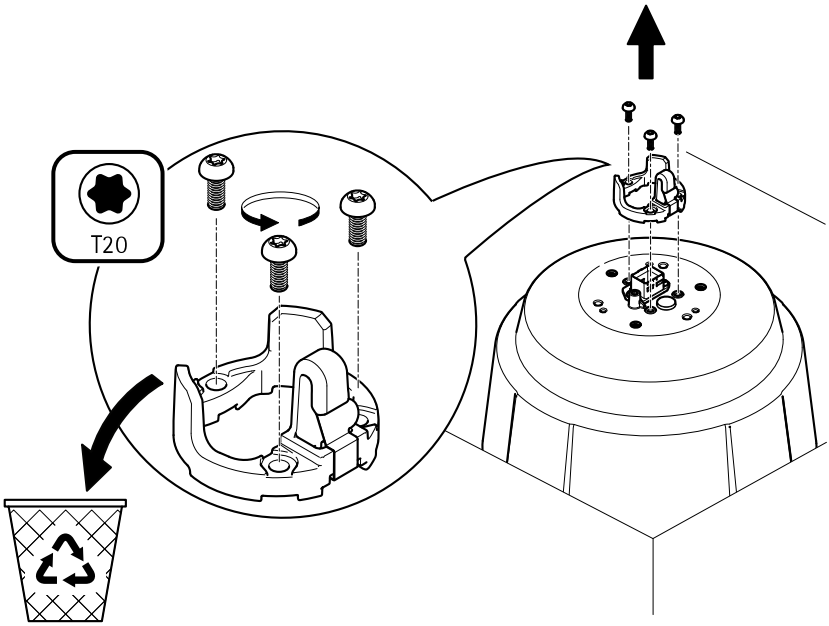

9

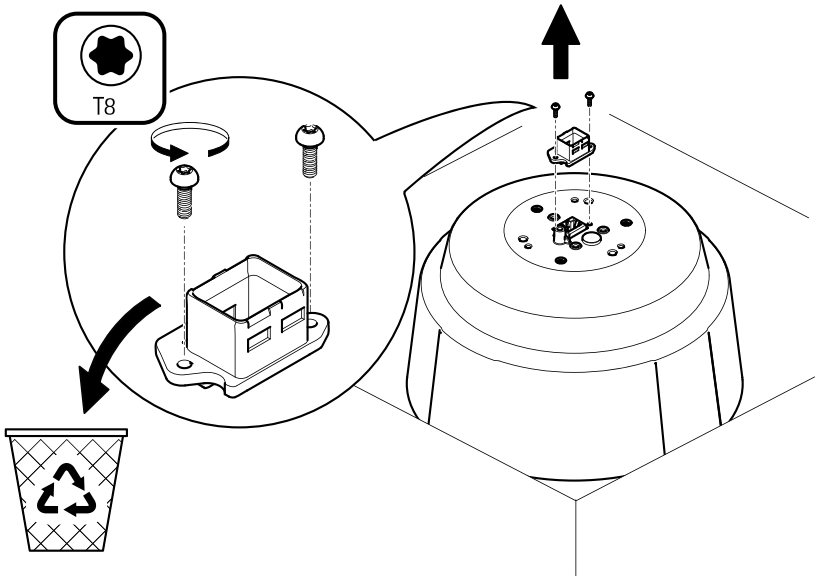

10

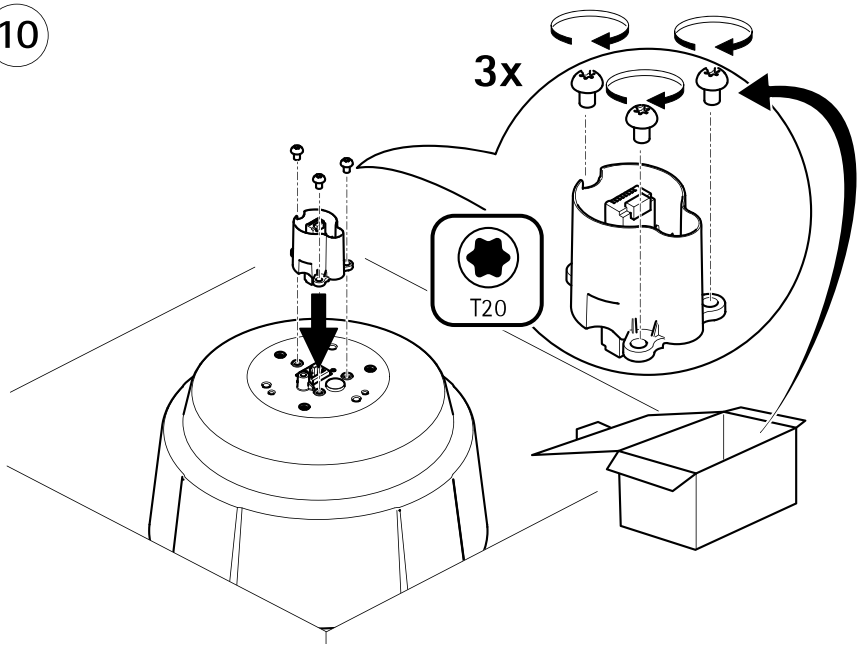

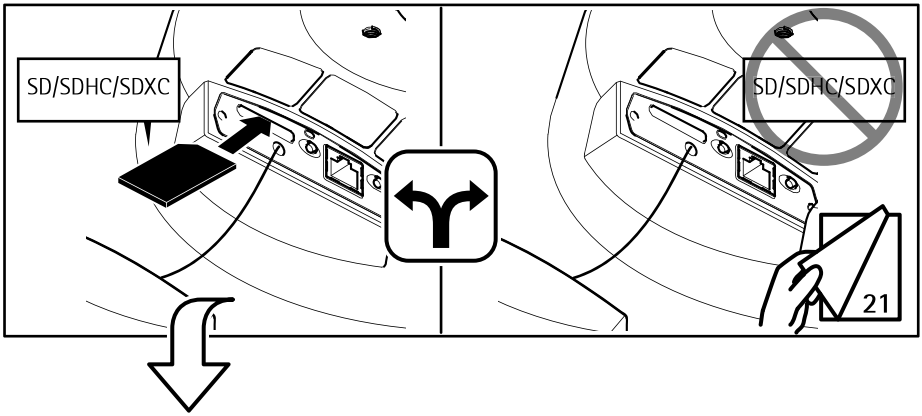

11

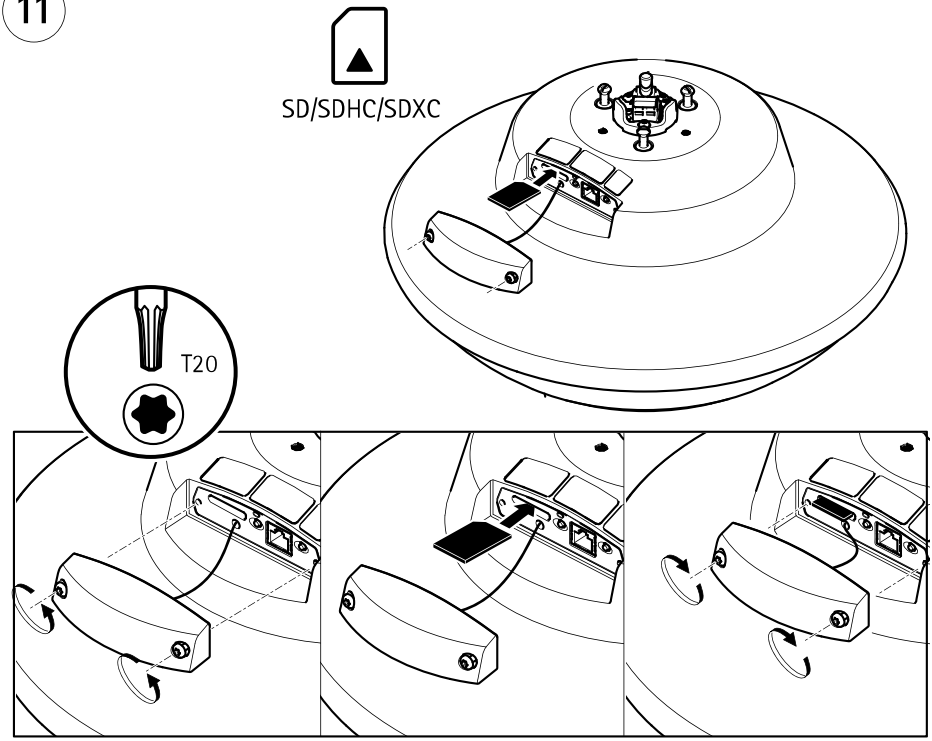

12

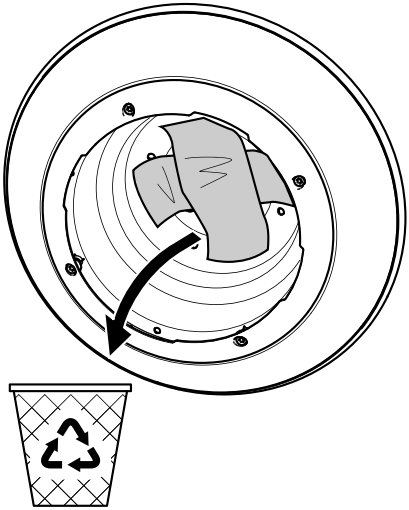

13

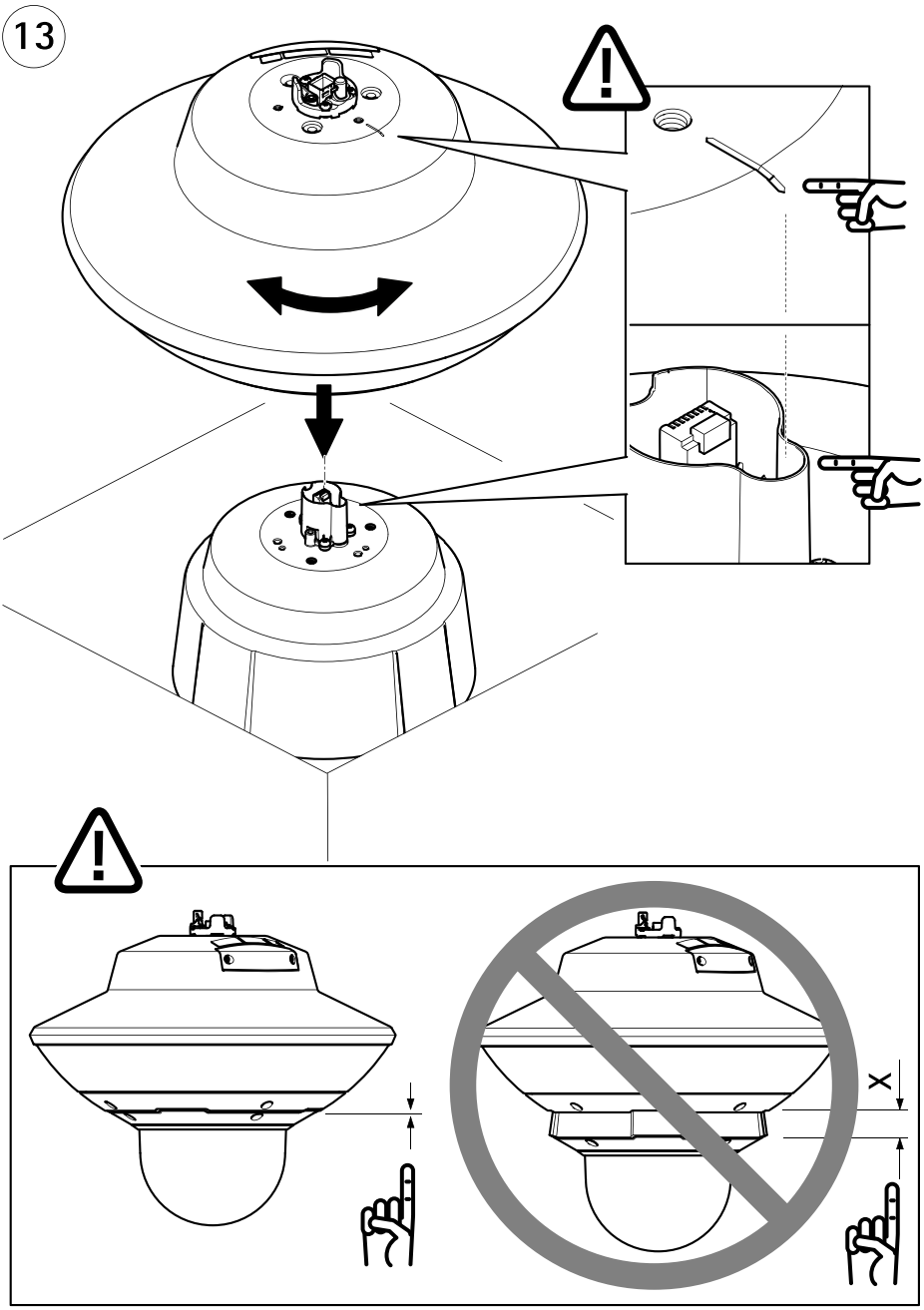

14

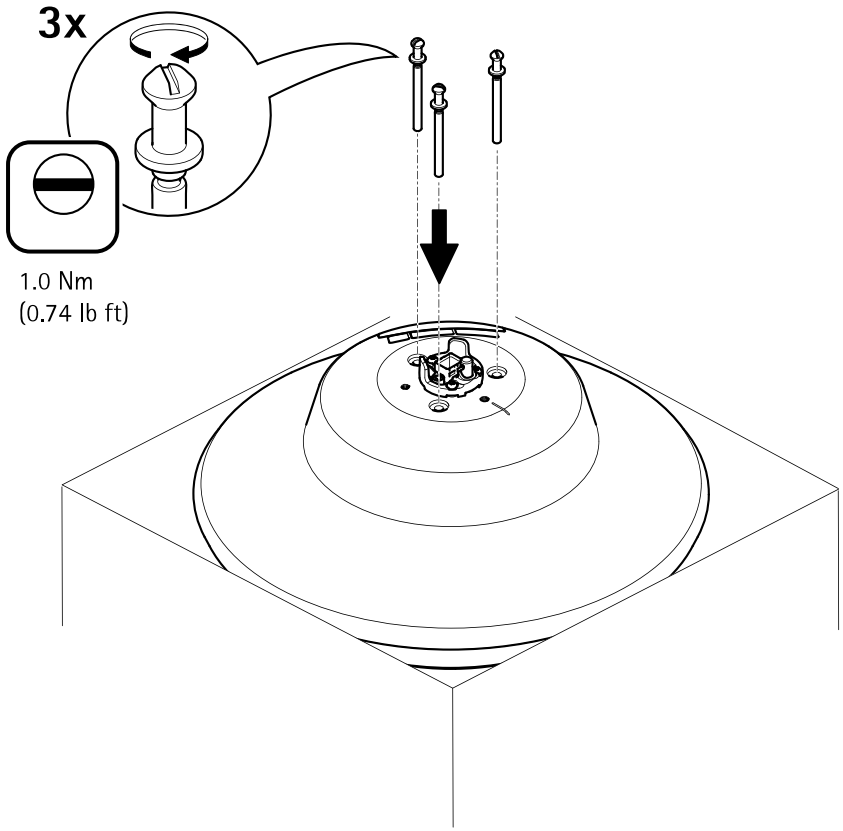

15

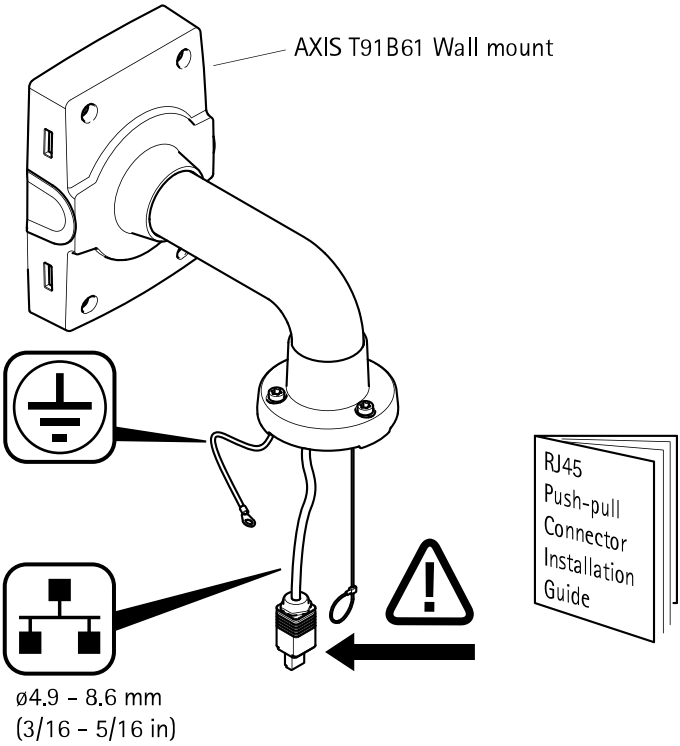
AXIS T91B61 Wall mount
RJ45
Push-pull
Connector
Installation
Guide
ø4.9 – 8.6 mm
(3/16 – 5/16 in)

16

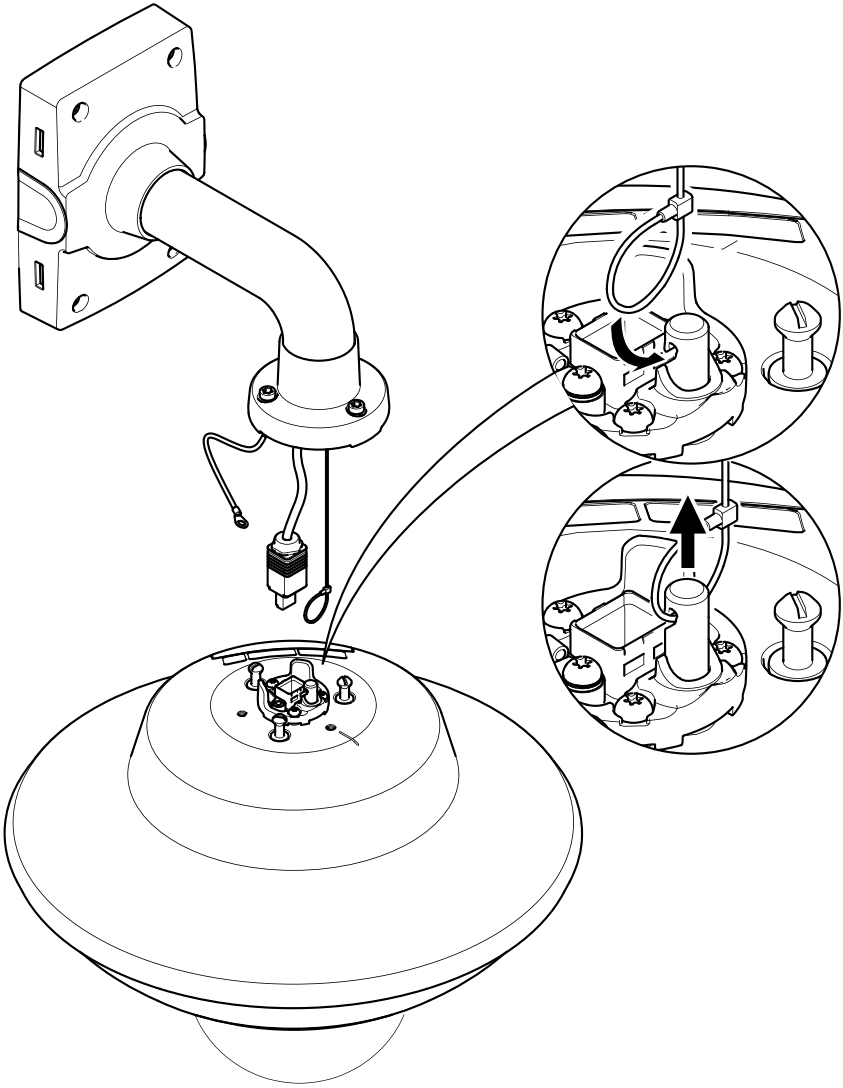

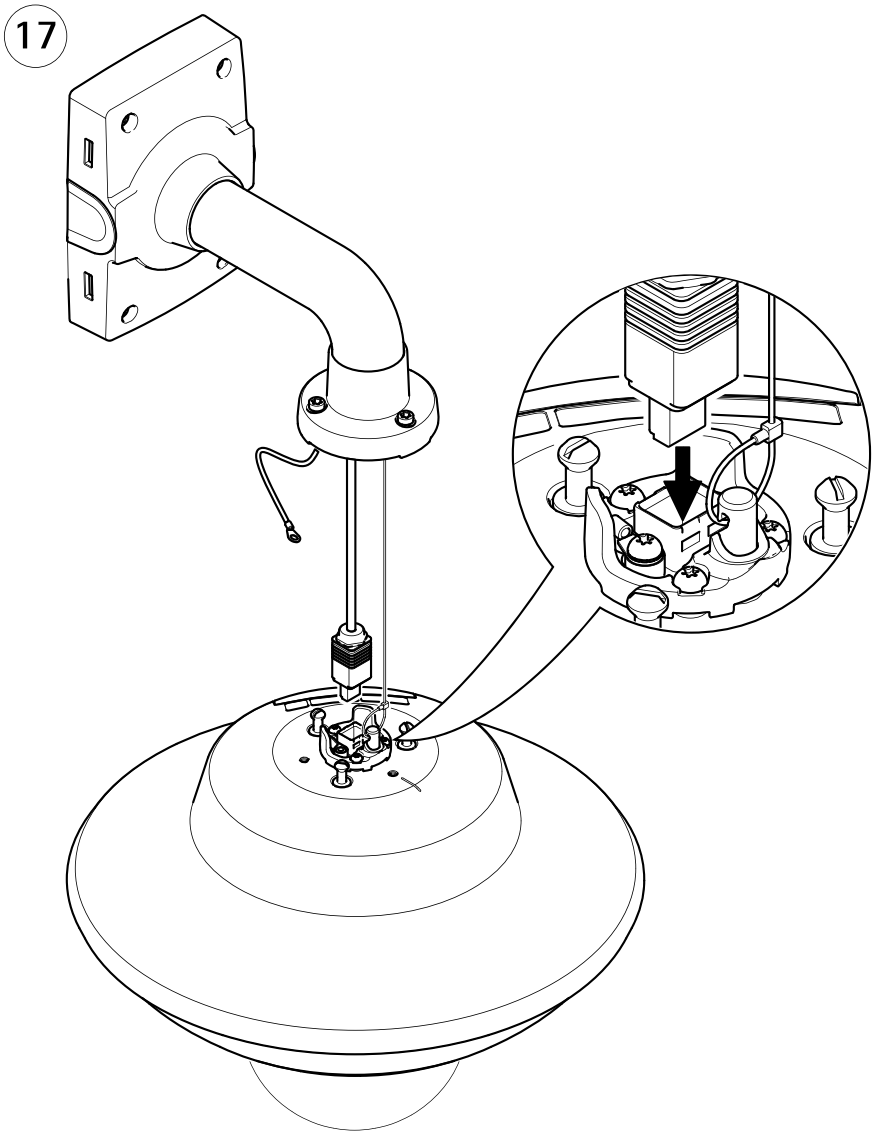
17

18

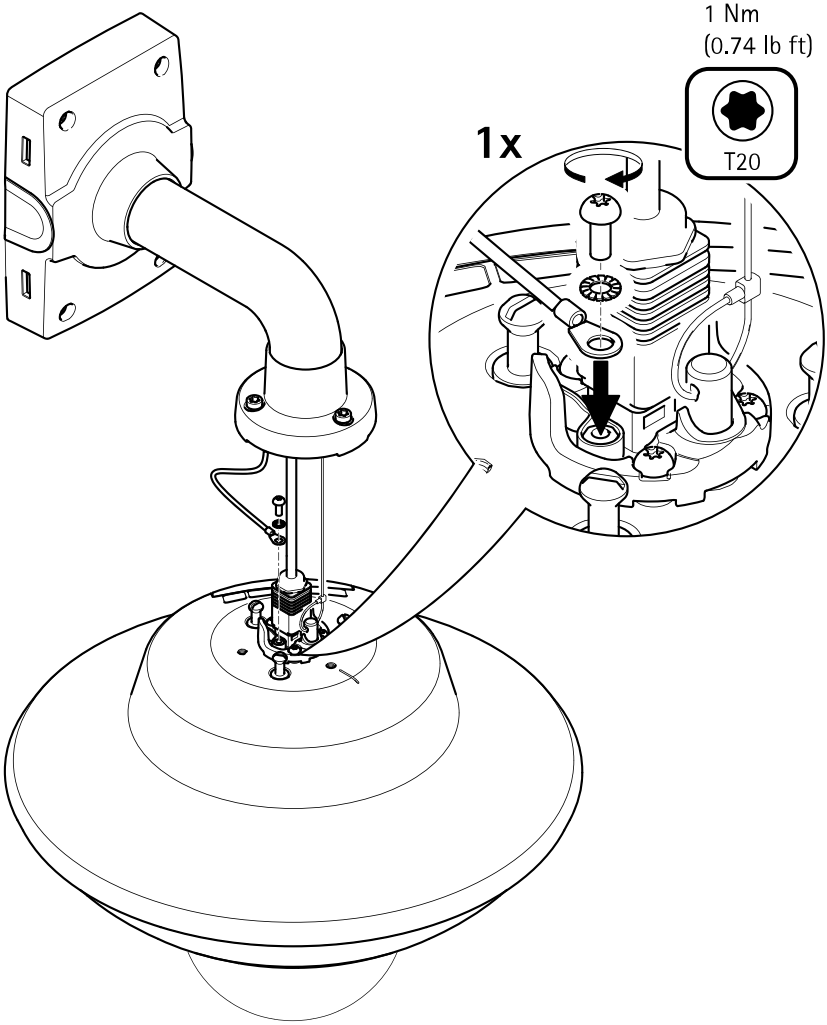

19

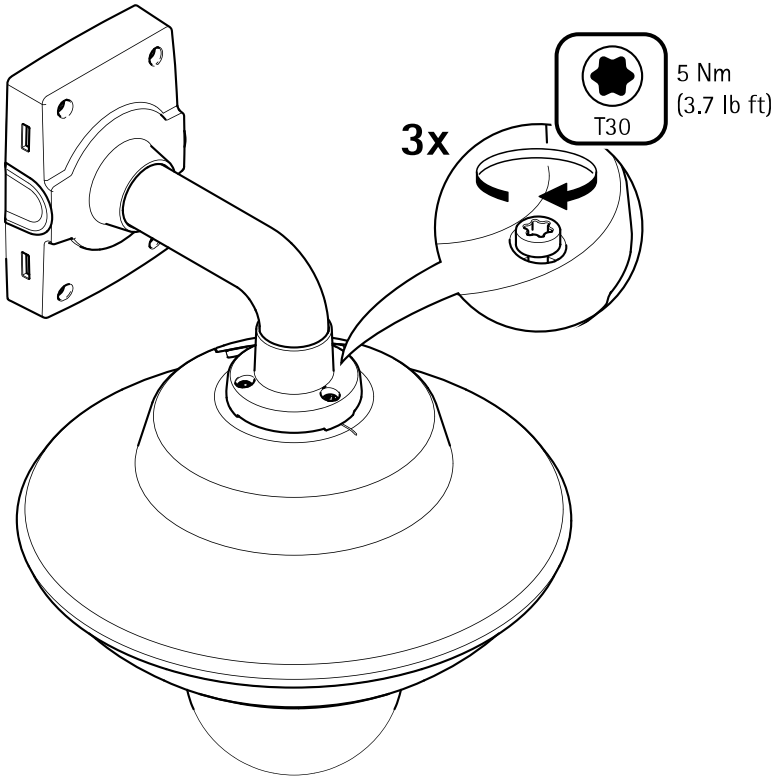

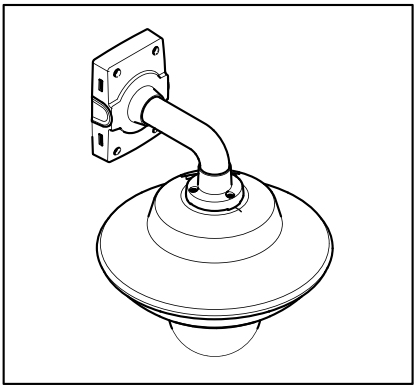

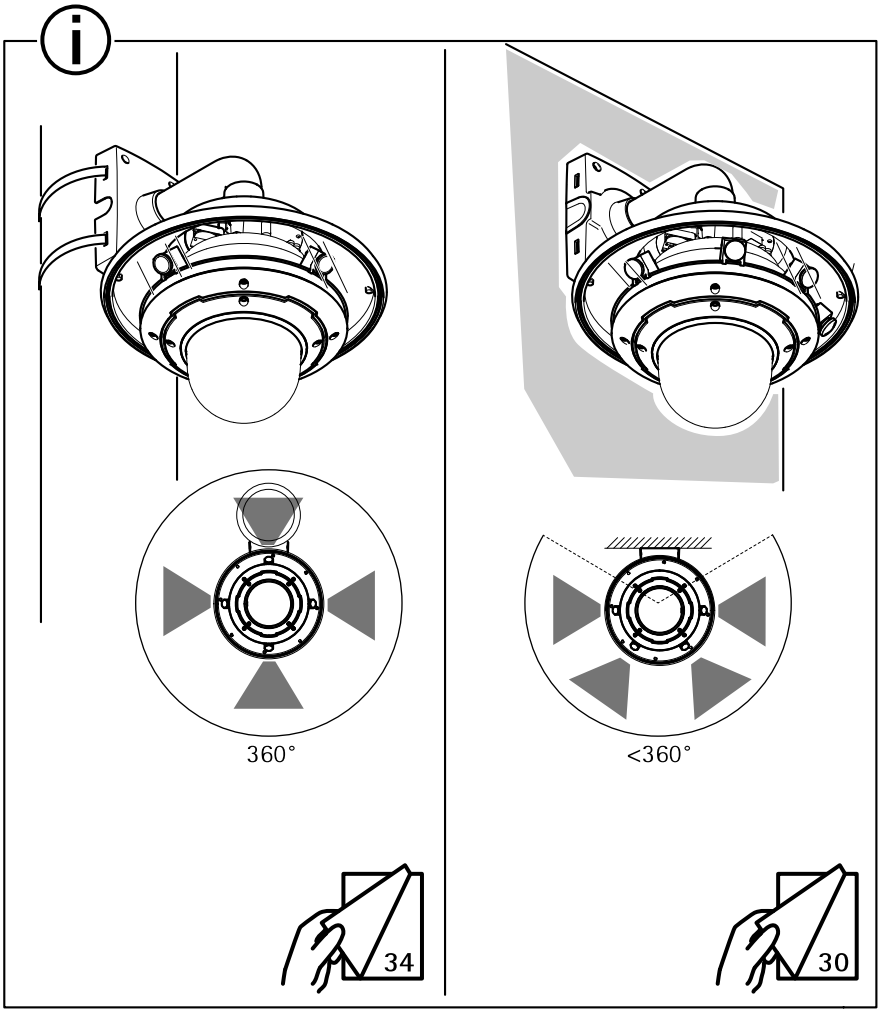
360°
<360°
34
30

1

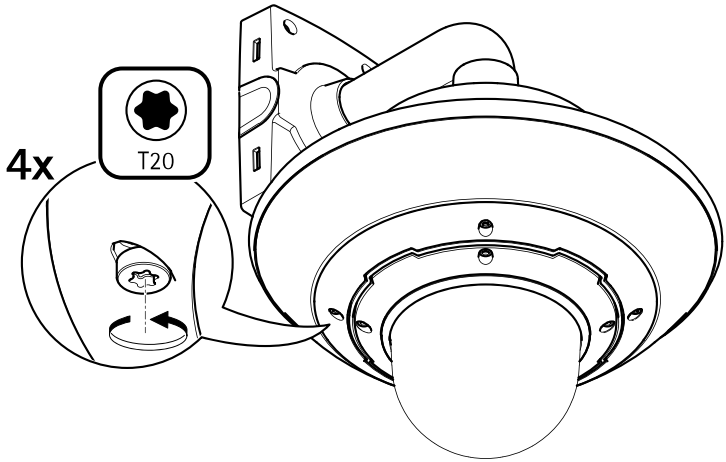

2

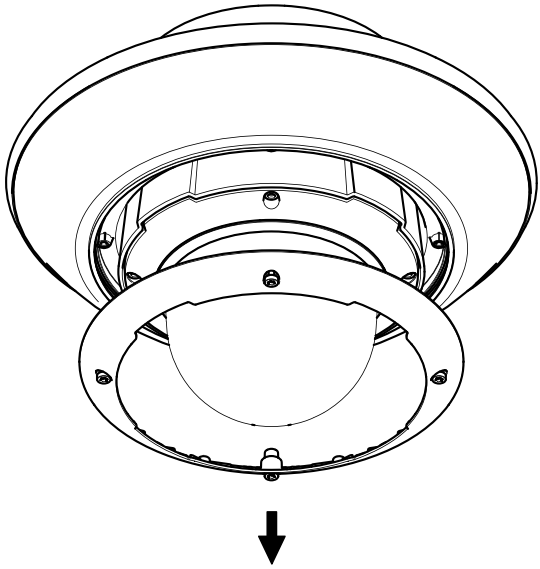

3

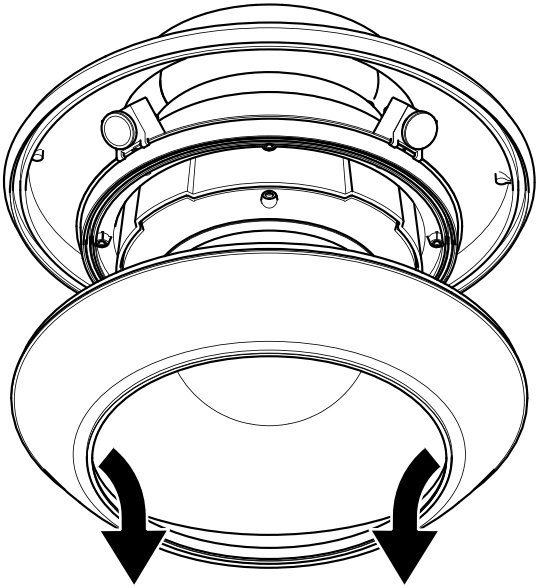

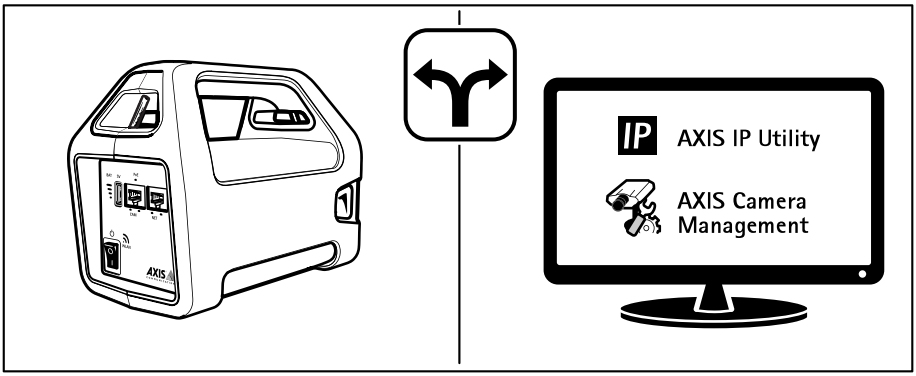

4

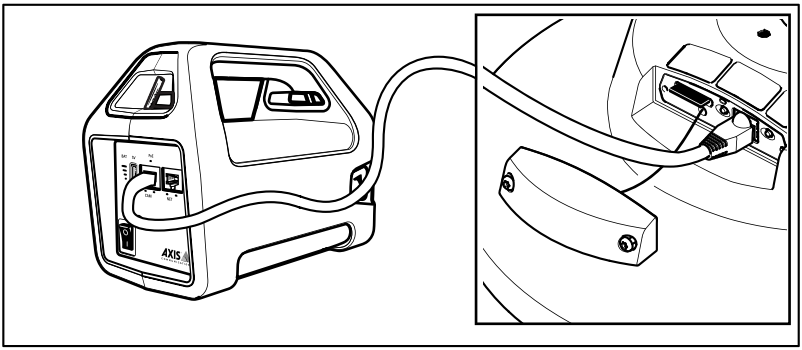

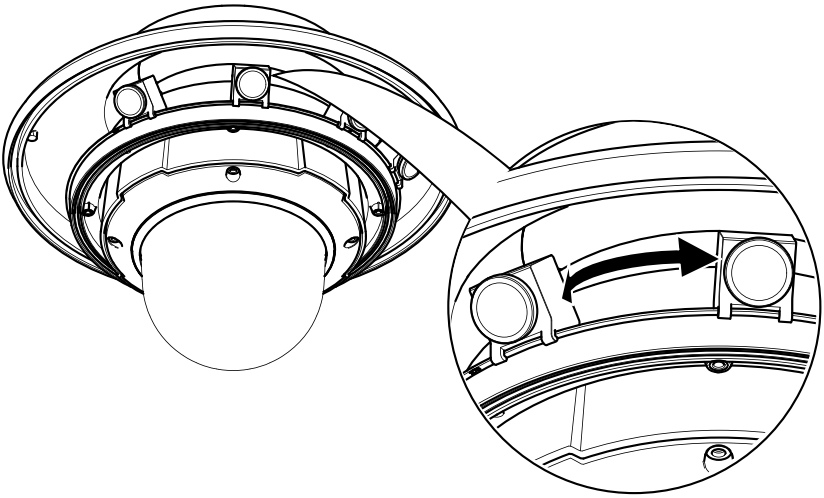

5

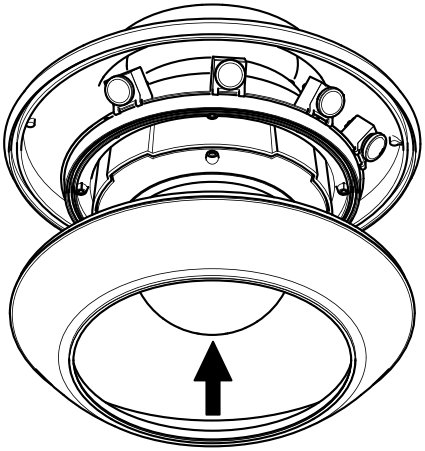

6

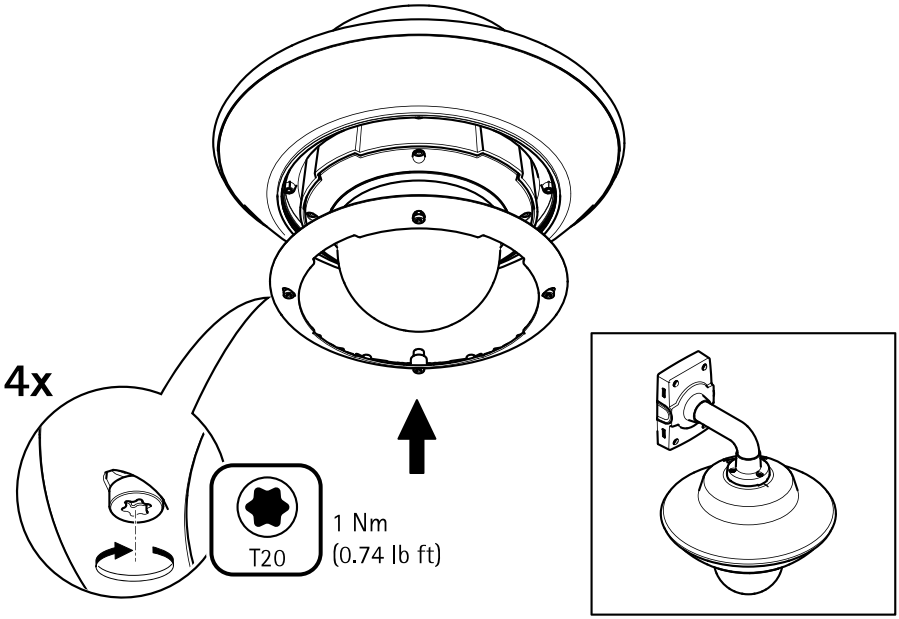

1


IP
AXIS IP Utility
AXIS Camera
Management

2

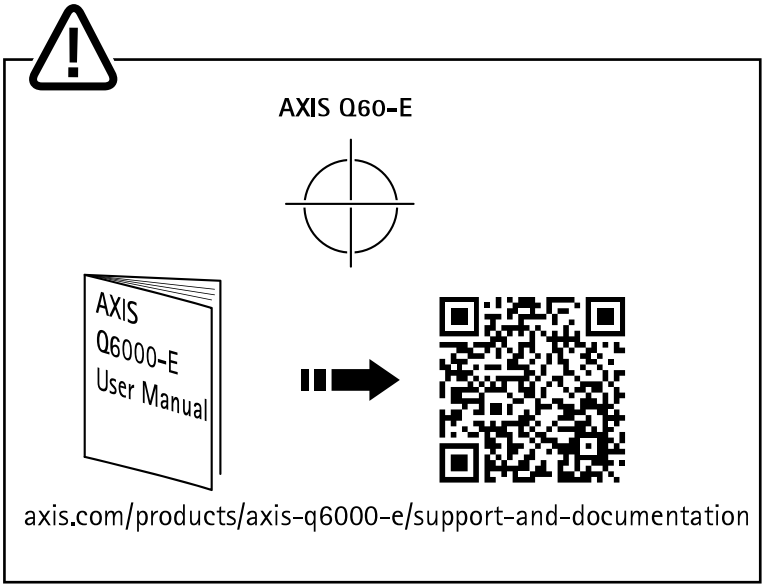
AXIS Q60-E
AXIS
Q6000-E
User Manual
axis.com/products/axis-q6000-e/support-and-documentation

axis.com/products/axis-q6000-e/tutorial/

axis.com/warranty

Installation Guide
AXIS Q6000-E Network Camera
© Axis Communications AB, 2016
Ver. M1.4
Date: June 2016
Part No. 1526964