# AXIS Q37 Series

## AXIS Q3708-PVE Network Camera

## AXIS Q3709-PVE Network Camera

# Installation Guide

## Legal Considerations

Video surveillance can be regulated by laws that vary from country to country. Check the laws in your local region before using this product for surveillance purposes.

This product includes three (3) H.264 decoder licenses. To purchase further licenses, contact your reseller.

## Liability

Every care has been taken in the preparation of this document. Please inform your local Axis office of any inaccuracies or omissions. Axis Communications AB cannot be held responsible for any technical or typographical errors and reserves the right to make changes to the product and manuals without prior notice. Axis Communications AB makes no warranty of any kind with regard to the material contained within this document, including, but not limited to, the implied warranties of merchantability and fitness for a particular purpose. Axis Communications AB shall not be liable nor responsible for incidental or consequential damages in connection with the furnishing, performance or use of this material. This product is only to be used for its intended purpose.

## Intellectual property rights

Axis AB has intellectual property rights relating to technology embodied in the product described in this document. In particular, and without limitation, these intellectual property rights may include one or more of the patents listed at *axis.com/patent* and one or more additional patents or pending patent applications in the US and other countries.

This product contains licensed third-party software. See the menu item "About" in the product's user interface for more information.

This product contains source code copyright Apple Computer, Inc., under the terms of Apple Public Source License 2.0 (see *opensource.apple.com/apsl*). The source code is available from *developer.apple.com/bonjour/*.

## Equipment modifications

This equipment must be installed and used in strict accordance with the instructions given in the user documentation. This equipment contains no user-serviceable components. Unauthorized equipment changes or modifications will invalidate all applicable regulatory certifications and approvals.

## Trademark acknowledgements

AXIS COMMUNICATIONS, AXIS and VAPIX are registered trademarks or trademark applications of Axis AB in various jurisdictions. All other company names and products are trademarks or registered trademarks of their respective companies.

Apple, Apache, Bonjour, Ethernet, Internet Explorer, Linux, Microsoft, Mozilla, Real, SMPTE, QuickTime, UNIX, Windows, and WWW are registered trademarks of the respective holders. Java and all Java-based trademarks and logos are trademarks or registered trademarks of Oracle and/or its affiliates. The UPnP Word Mark and UPnP Logo are trademarks of Open Connectivity Foundation, Inc. in the United States or other countries.

## Regulatory information

### Europe

CE

This product complies with the applicable CE marking directives and harmonized standards:

- Electromagnetic Compatibility (EMC) Directive 2014/30/EU. See *Electromagnetic compatibility (EMC) on page 2*.
- Low Voltage Directive (LVD) 2014/35/EU. See *Safety on page 3*.
- Restriction of Hazardous Substances (RoHS) Directive 2011/65/EU and 2015/863, including any amendments, updates or replacements. See *Disposal and recycling on page 3*.

A copy of the original declaration of conformity may be obtained from Axis Communications AB. See *Contact information on page 3*.

### Electromagnetic compatibility (EMC)

This equipment has been designed and tested to fulfill applicable standards for:

- Radio frequency emission when installed according to the instructions and used in its intended environment.
- Immunity to electrical and electromagnetic phenomena when installed according to the instructions and used in its intended environment.

### USA

This device complies with part 15 of the FCC Rules. Operation is subject to the following two conditions:

1. This device may not cause harmful interference, and
2. this device must accept any interference received, including interference that may cause undesired operation.

This equipment has been tested using a shielded network cable (STP) and found to comply with the limits for a Class A digital device, pursuant to part 15 of the FCC Rules. These limits are designed to provide reasonable protection against harmful interference when the equipment is operated in a commercial environment. This equipment generates, uses, and can radiate radio frequency energy and, if not installed and used in accordance with the instruction manual, may cause harmful interference to radio communications. Operation of this equipment in a residential area is likely to cause harmful interference in which case the user will be required to correct the interference at his own expense.The product shall be connected using a shielded network cable (STP) that is properly grounded.

### Contact information

Axis Communications Inc.
300 Apollo Drive
Chelmsford, MA 01824
United States of America
Tel: +1 978 614 2000

### Canada

This digital apparatus complies with CAN ICES-3 (Class A). The product shall be connected using a shielded network cable (STP) that is properly grounded. Cet appareil numérique est conforme à la norme CAN NMB-3 (classe A). Le produit doit être connecté à l'aide d'un câble réseau blindé (STP) qui est correctement mis à la terre.

### Europe

This digital equipment fulfills the requirements for RF emission according to the Class A limit of EN 55022. The product shall be connected using a shielded network cable (STP) that is properly grounded. Notice! This is a Class A product. In a domestic environment this product may cause RF interference, in which case the user may be required to take adequate measures.

### Australia/New Zealand

This digital equipment fulfills the requirements for RF emission according to the Class A limit of AS/NZS CISPR 22. The product shall be connected using a shielded network

cable (STP) that is properly grounded. Notice! This is a Class A product. In a domestic environment this product may cause RF interference, in which case the user may be required to take adequate measures.

**Japan**
この装置は、クラスA機器です。この装置を住宅環境で使用すると電波妨害を引き起こすことがあります。この場合には使用者が適切な対策を講ずるよう要求されることがあります。 VCCI – A
本製品は、シールドネットワークケーブル(STP)を使用して接続してください。また適切に接地してください。
本製品は電気通信事業者（移動通信会社、固定通信会社、インターネットプロバイダ等）の通信回線（公衆無線 LAN を含む）に直接接続することができません。本製品をインターネットに接続する場合は、必ずルータ等を経由し接続してください。

**Korea**
이 기기는 업무용 환경에서 사용할 목적으로 적합성평가를 받은 기기로서 가정용 환경에서 사용하는 경우 전파간섭의 우려가 있습니다. 적절히 접지된 STP (shielded twisted pair) 케이블을 사용하여 제품을 연결 하십시오.

**Safety**
This product complies with IEC/EN/UL 60950-1 and IEC/EN/UL 60950-22, Safety of Information Technology Equipment. The product shall be grounded either through a shielded network cable (STP) or other appropriate method.

In areas where the temperature is above 50 °C (122 °F), the product shall be placed in a restricted access location.

**Disposal and recycling**
When this product has reached the end of its useful life, dispose of it according to local laws and regulations. For information about your nearest designated collection point, contact your local authority responsible for waste disposal. In accordance with local legislation, penalties may be applicable for incorrect disposal of this waste.

**Europe**
This symbol means that the product shall not be disposed of together with household or commercial waste. Directive 2012/19/EU on waste electrical and electronic equipment (WEEE) is applicable in the European Union member states. To prevent potential harm to human health and the environment, the product must be disposed of in an approved and environmentally safe recycling process. For information about your nearest designated collection point, contact your local authority responsible for waste disposal. Businesses should contact the product supplier for information about how to dispose of this product correctly.

This product complies with the requirements of Directive 2011/65/EU and 2015/863 on the restriction of the use of certain hazardous substances in electrical and electronic equipment (RoHS).

**China**
This product complies with the requirements of SJ/T 11364-2014, Marking for the restriction of hazardous substances in electrical and electronic products.

| 有毒有害物质或元素 | | | | | | |
|---|---|---|---|---|---|---|
| 部件名称 | 铅 (Pb) | 汞 (Hg) | 镉 (Cd) | 六价铬 (Cr-(VI)) | 多溴联苯 (PB-B) | 多溴二苯醚 (PB-DE) |
| 电气实装部分 | X | 0 | 0 | 0 | 0 | 0 |

0: 表示该有毒有害物质在该部件所有均质材料中的含量均在GB/T 26572标准规定的限量要求以下。

X: 表示该有毒有害物质至少在该部件的某一均质材料中的含量超出GB/T 26572标准规定的限量要求。

**Contact information**
Axis Communications AB
Emdalavägen 14
223 69 Lund
Sweden

Tel: +46 46 272 18 00
Fax: +46 46 13 61 30

*axis.com*

## Support
Should you require any technical assistance, please contact your Axis reseller. If your questions cannot be answered immediately, your reseller will forward your queries through the appropriate channels to ensure a rapid response. If you are connected to the Internet, you can:

- download user documentation and software updates
- find answers to resolved problems in the FAQ database, search by product, category, or phrase
- report problems to Axis support staff by logging in to your private support area
- chat with Axis support staff
- visit Axis Support at *axis.com/support*

## Learn more!
Visit Axis learning center *axis.com/academy* for useful trainings, webinars, tutorials and guides.

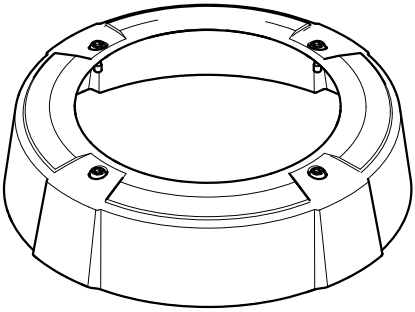

1x

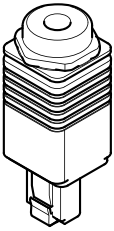

RJ45 Push-pull Connector Installation Guide

1x

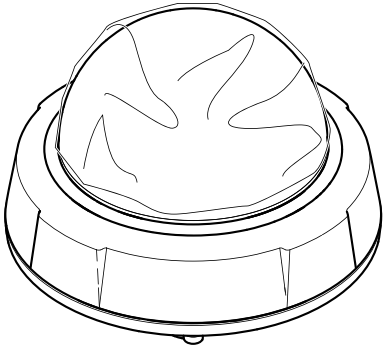

1x

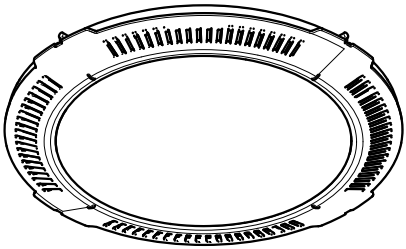

1x



1x

2x

Camera owner authentication key

Label here

1x

# 1.1

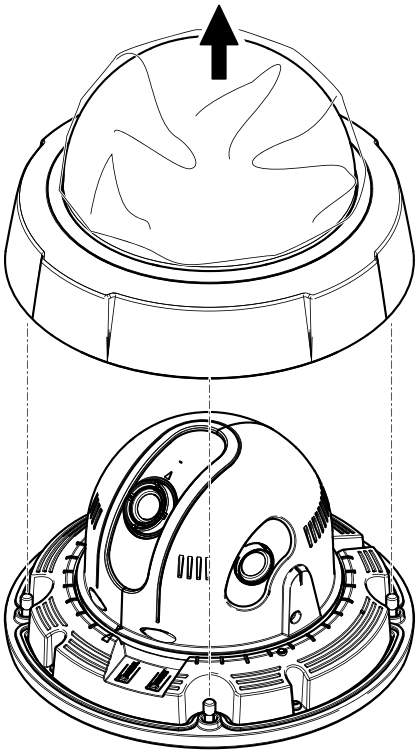

# 1.2

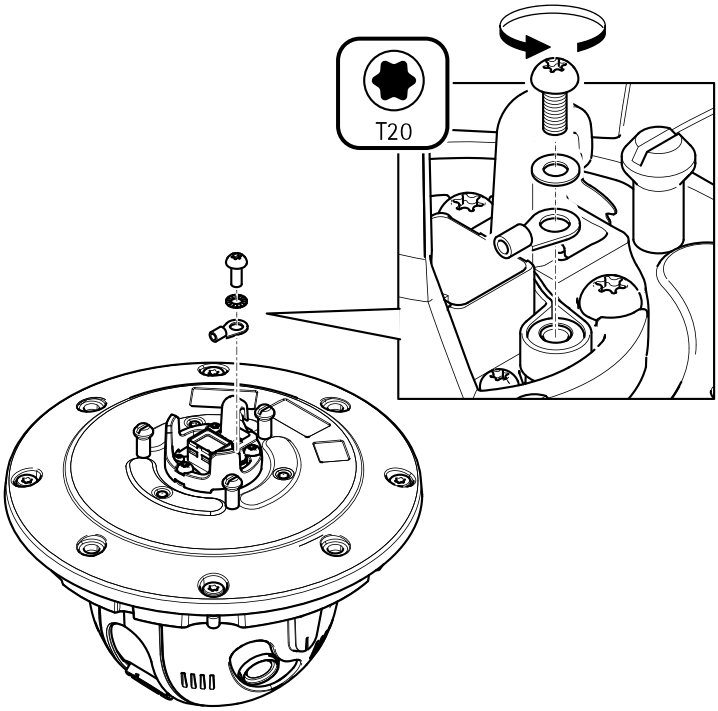


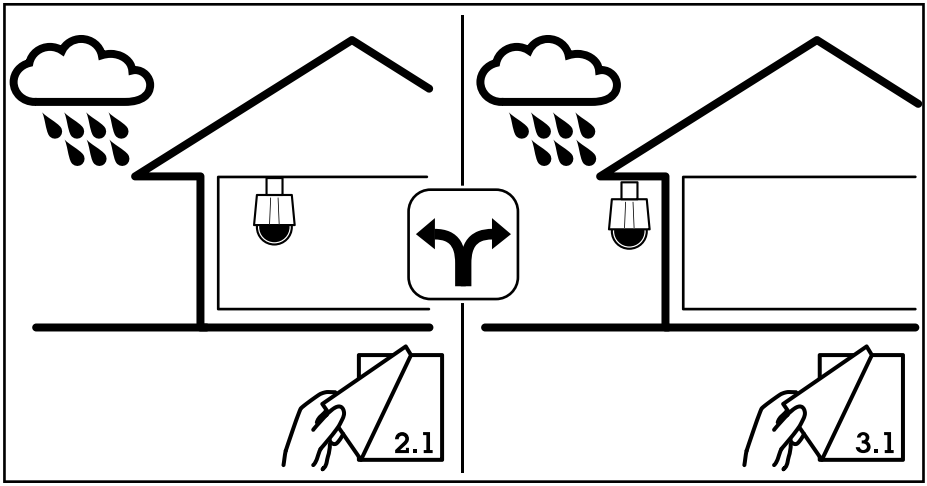



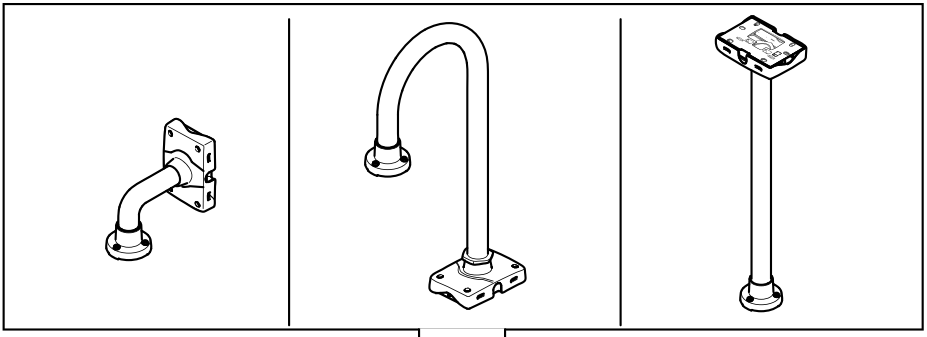

2.1

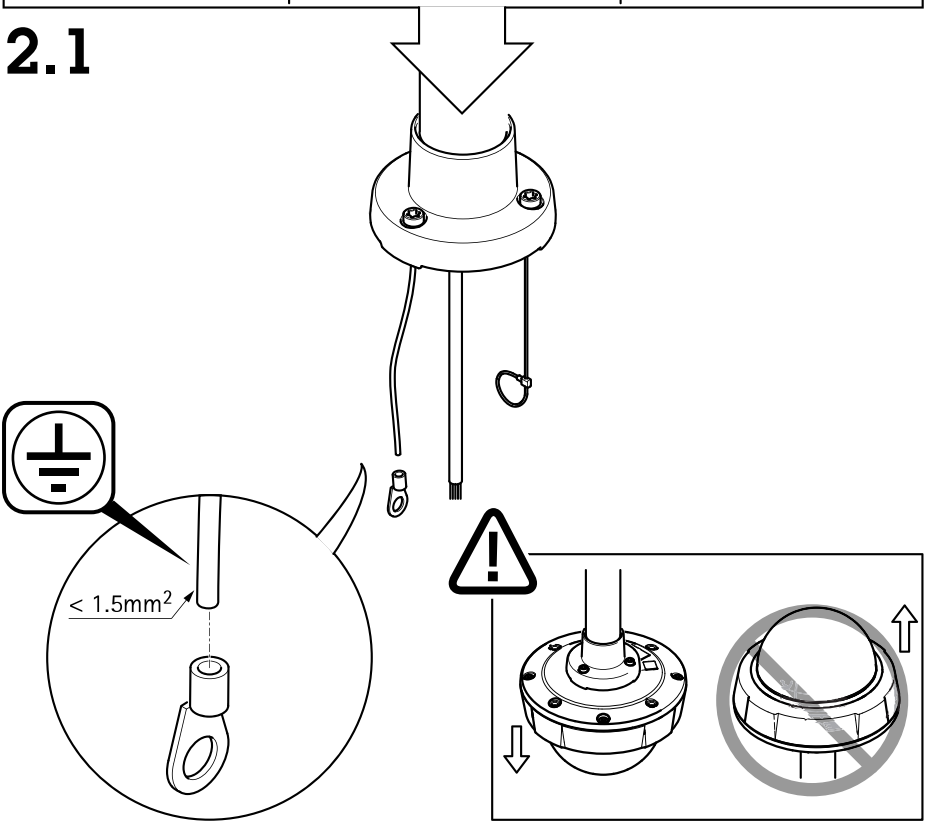

# 2.2

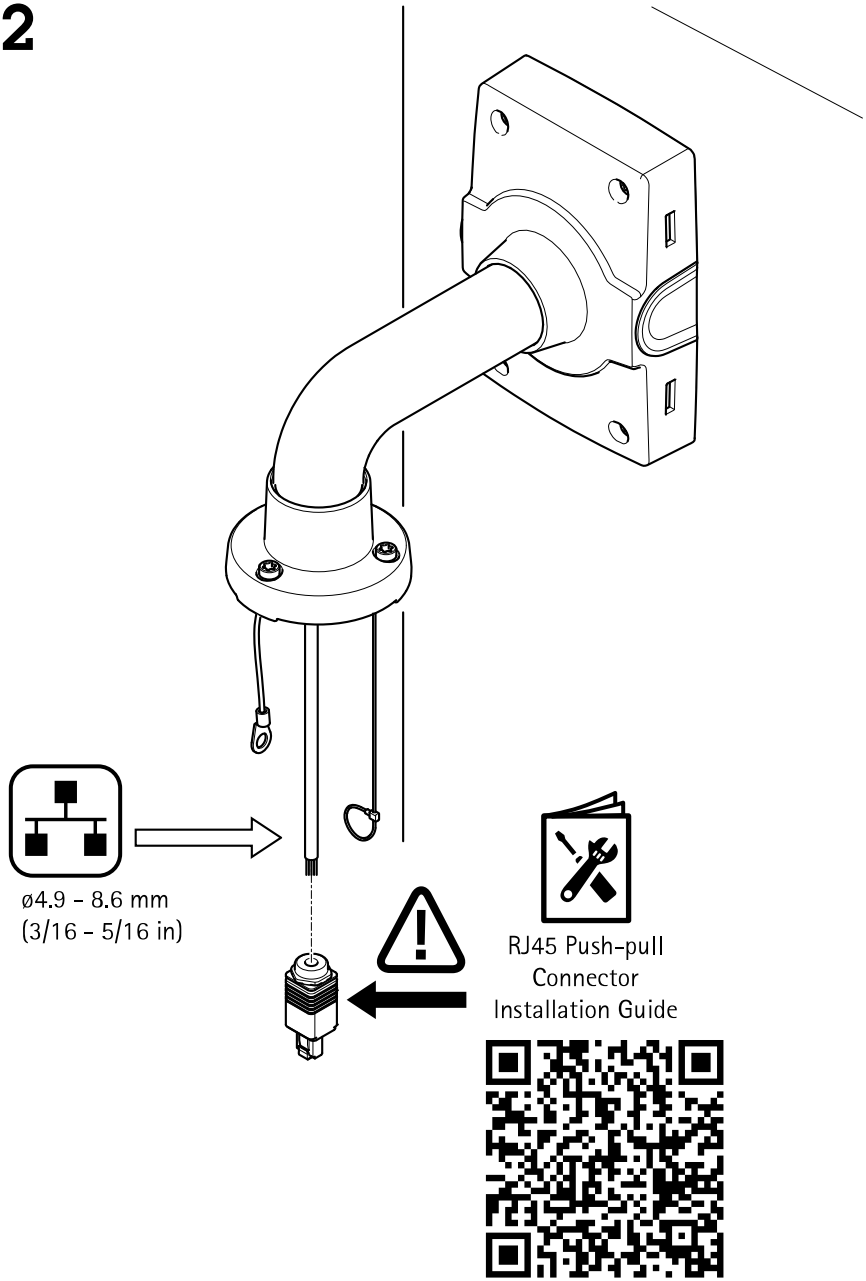
ø4.9 - 8.6 mm
(3/16 - 5/16 in)
RJ45 Push-pull
Connector
Installation Guide

# 2.3

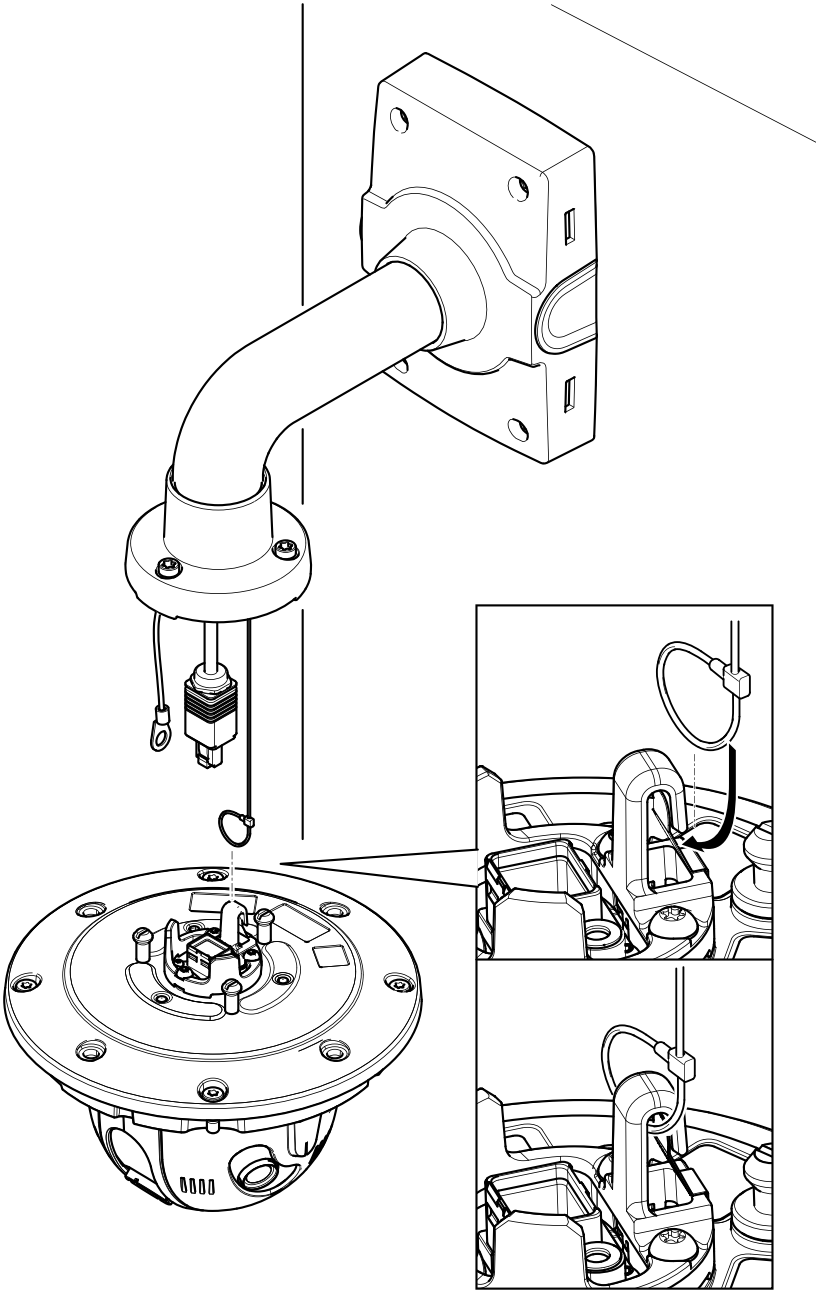

# 2.4

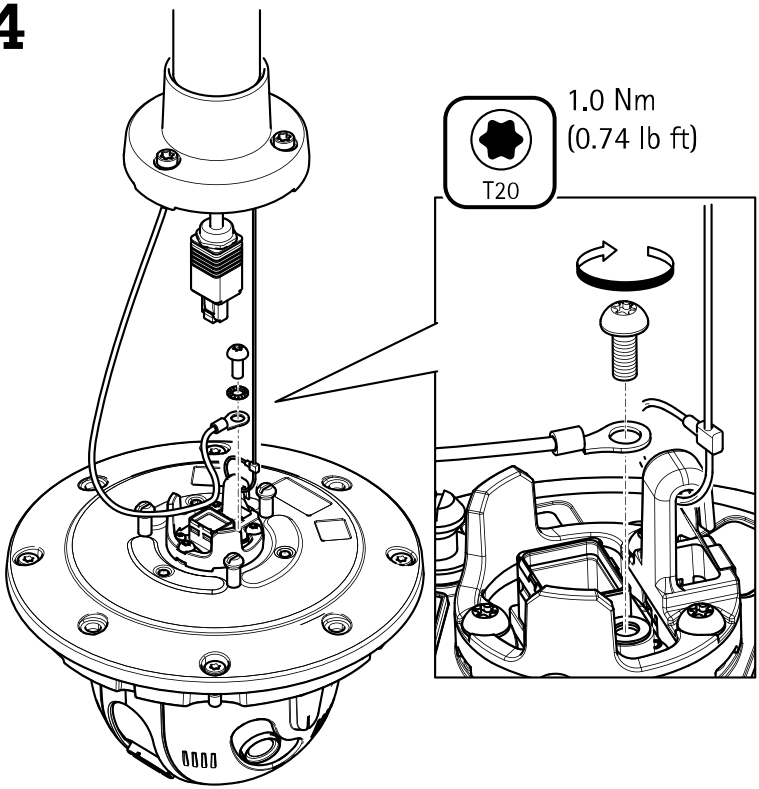

# 2.5

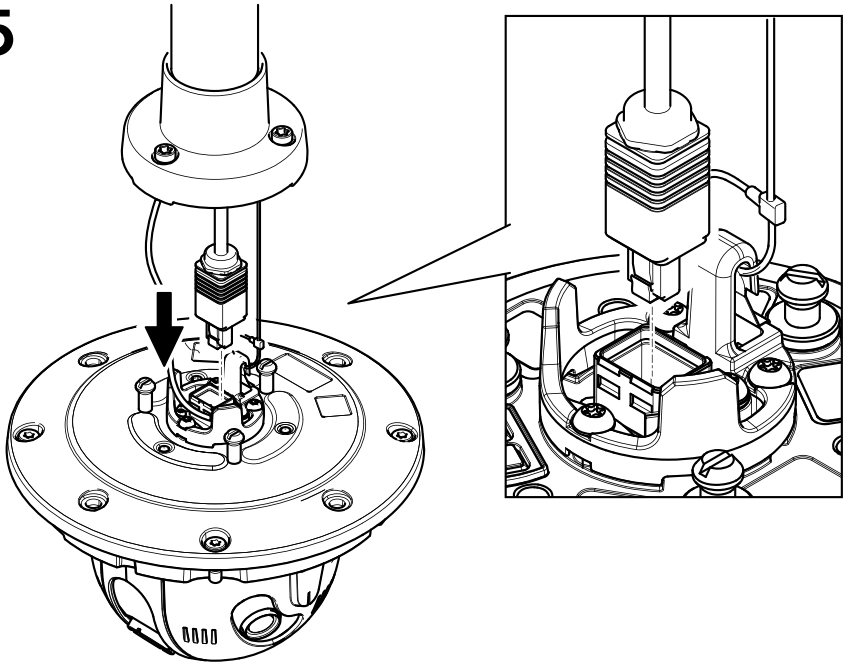

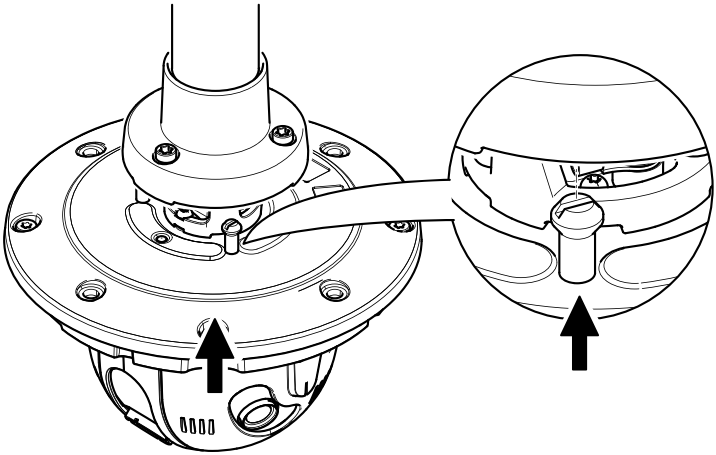

## 2.6

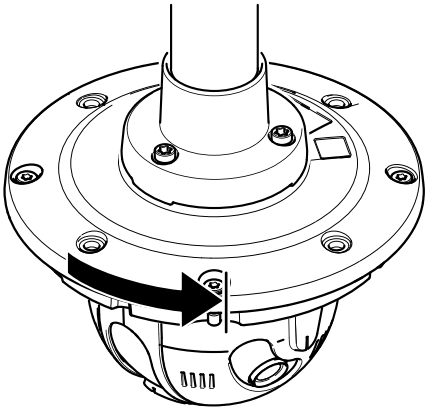

## 2.7

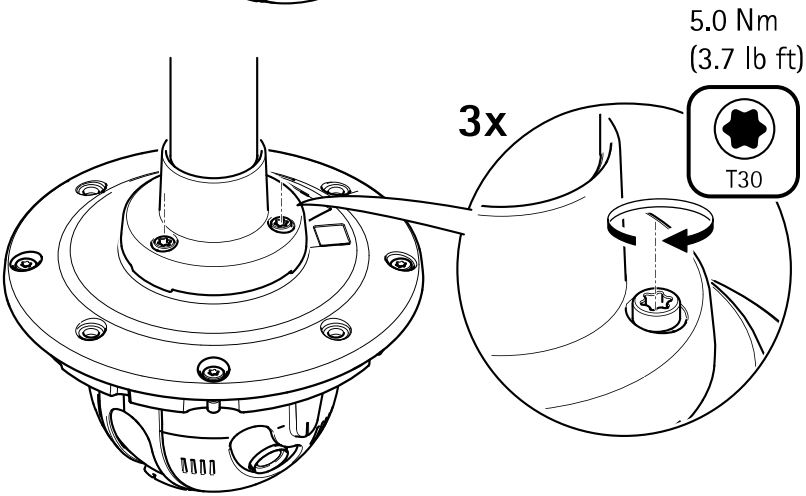
5.0 Nm
(3.7 lb ft)
3x
T30

## 2.8


IP
AXIS IP Utility
AXIS Camera
Management

# 2.9

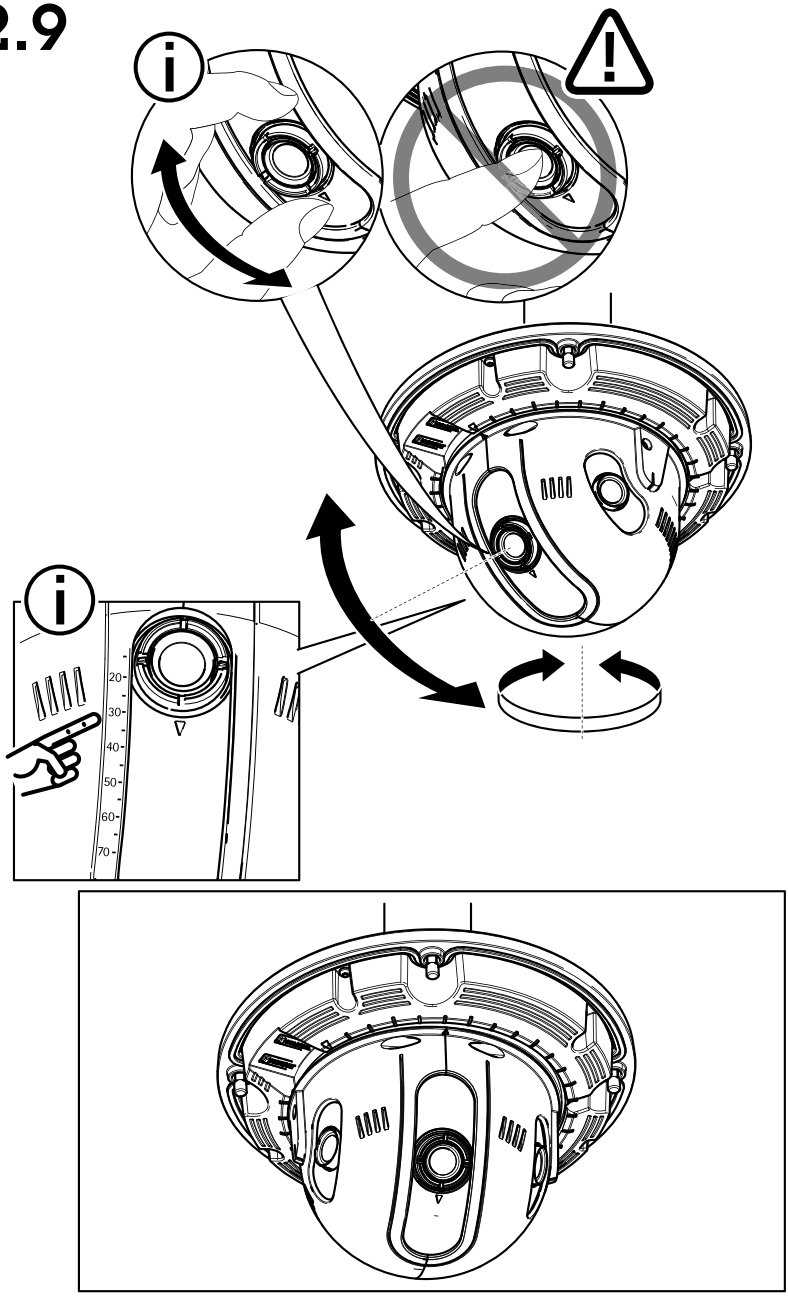

# 2.10

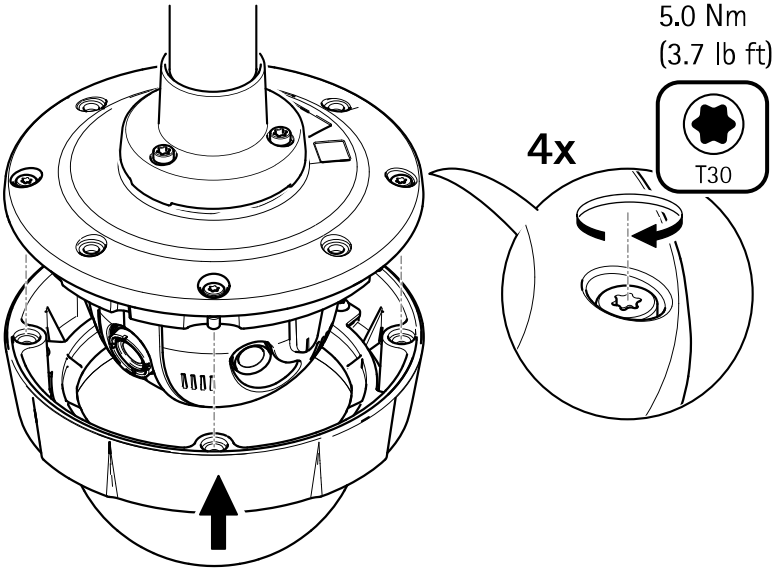


# 2.11

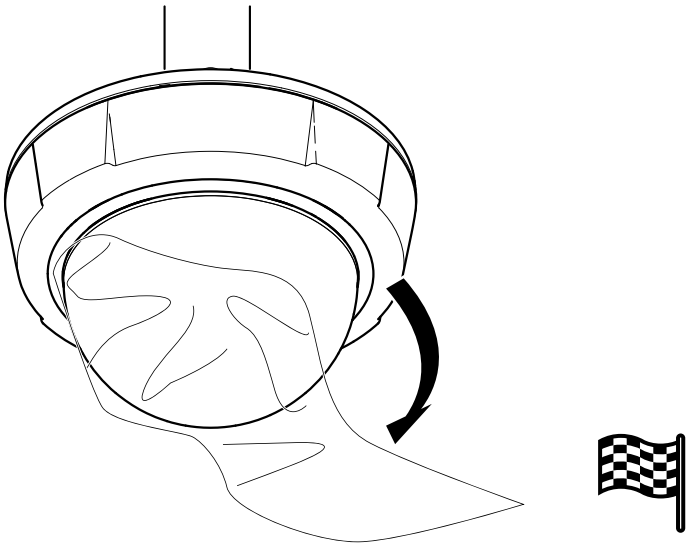



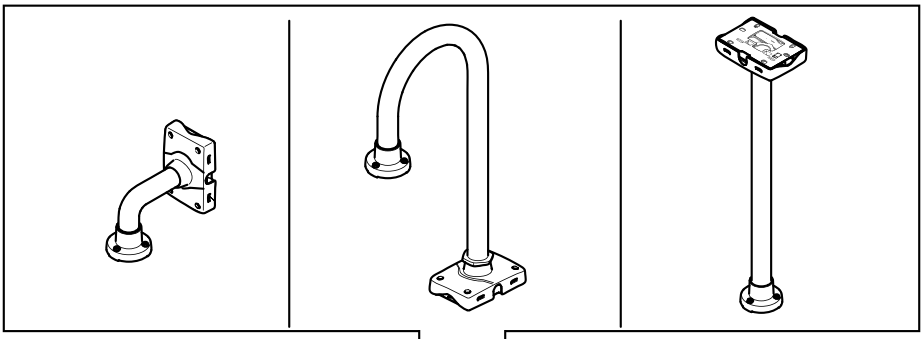

3.1

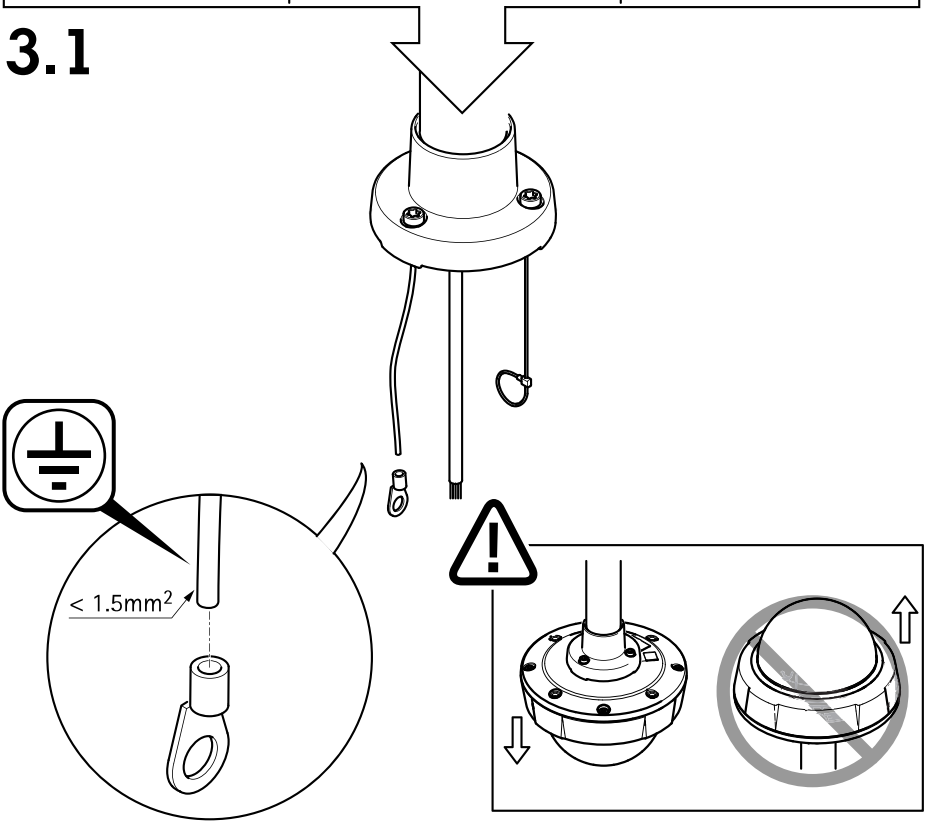

# 3.2

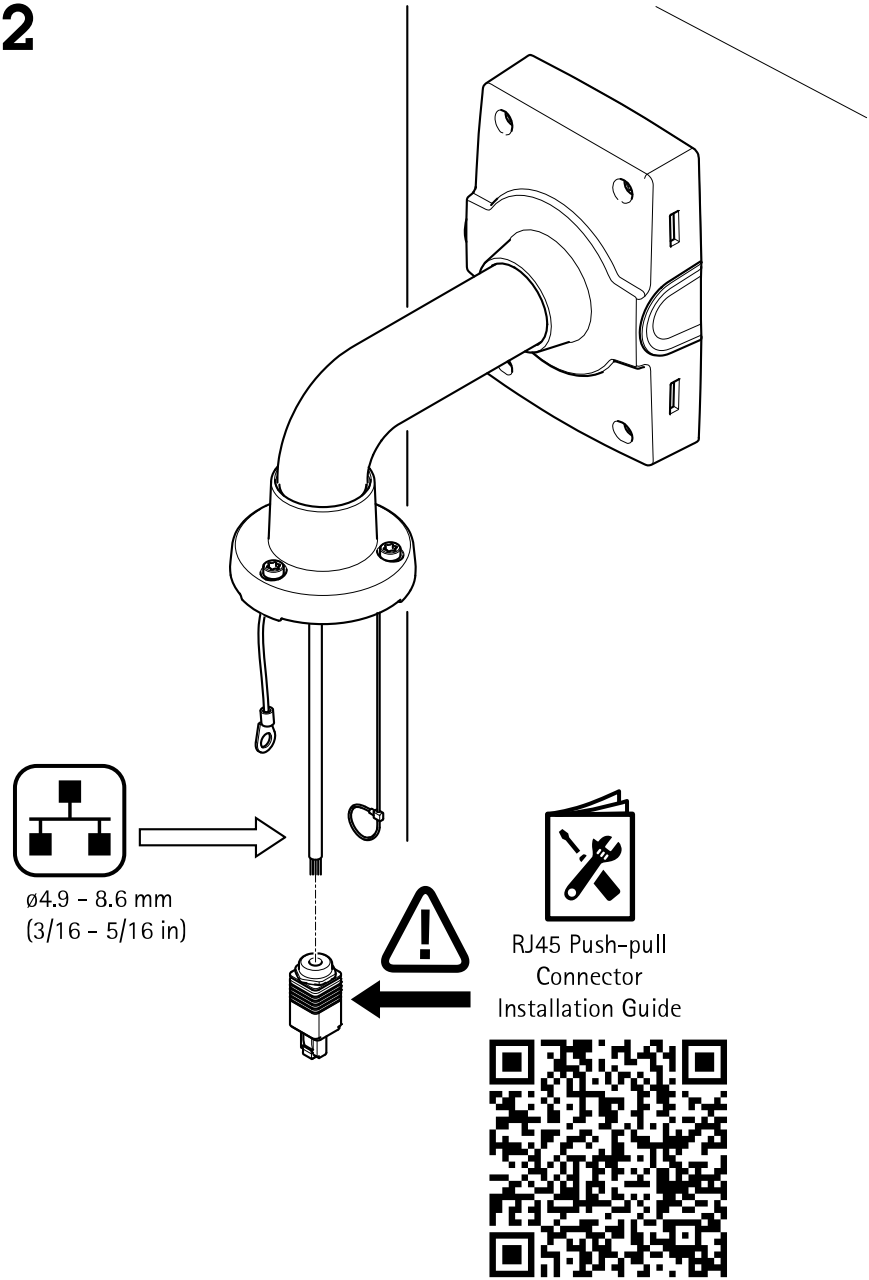
ø4.9 - 8.6 mm
(3/16 - 5/16 in)
RJ45 Push-pull
Connector
Installation Guide

# 3.3

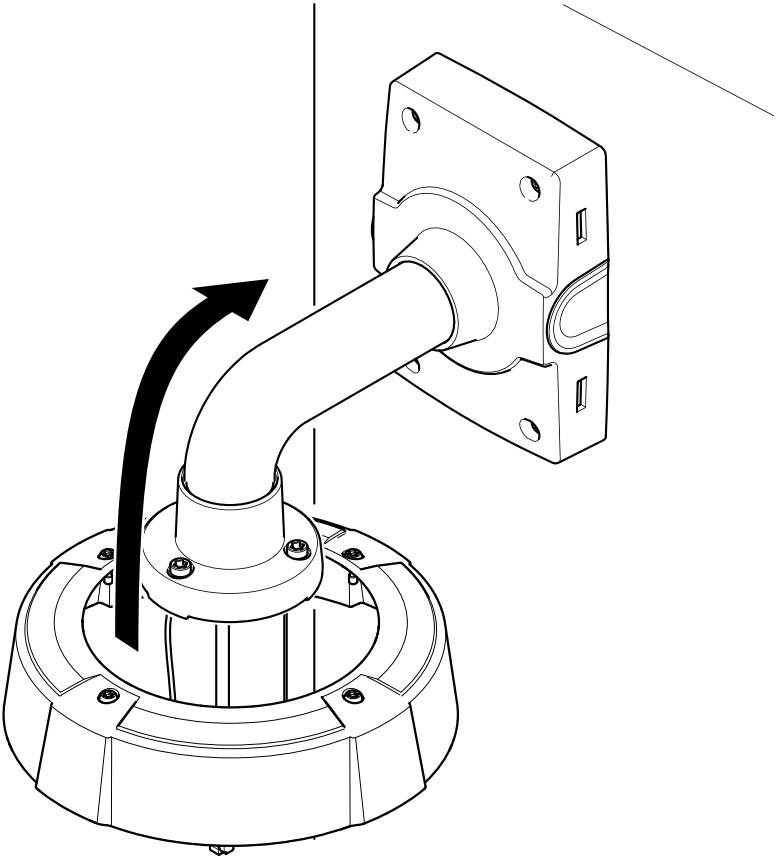

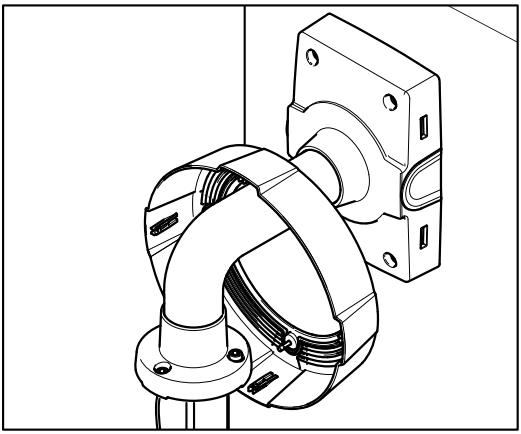

# 3.4

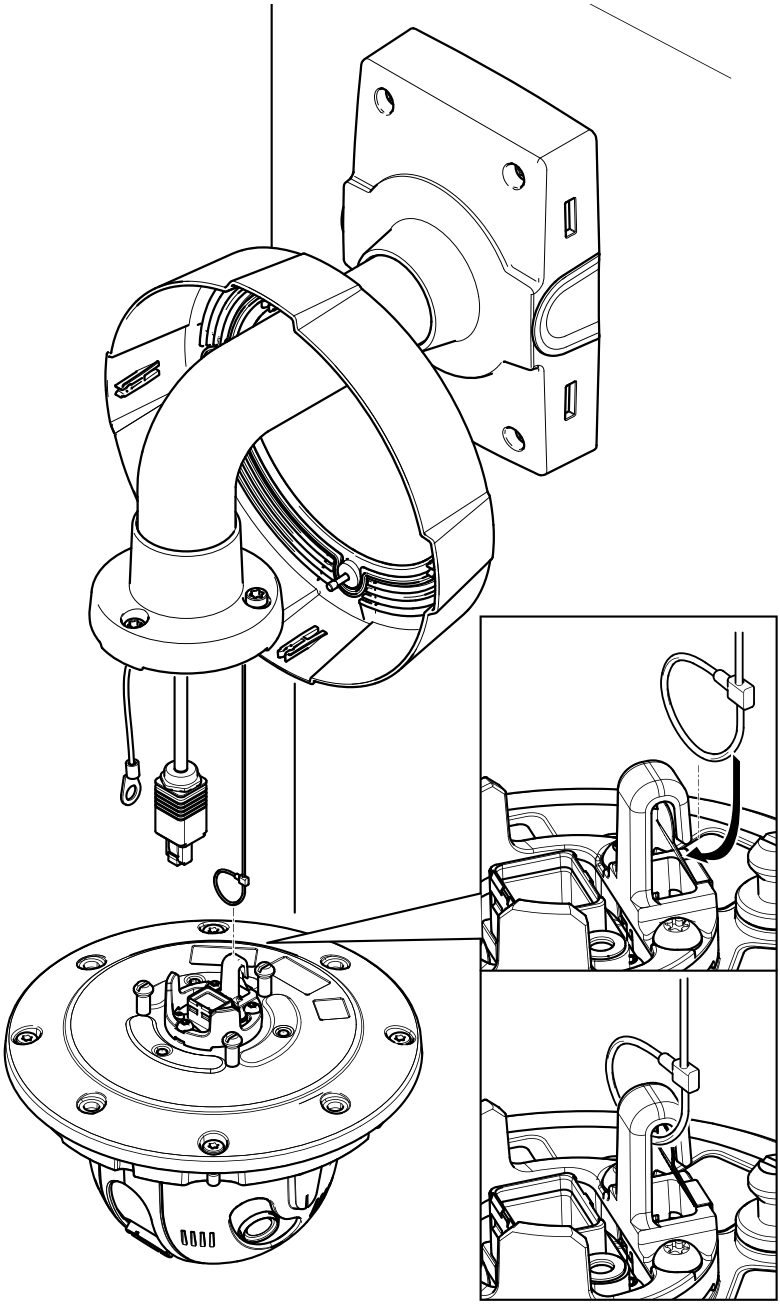

# 3.5

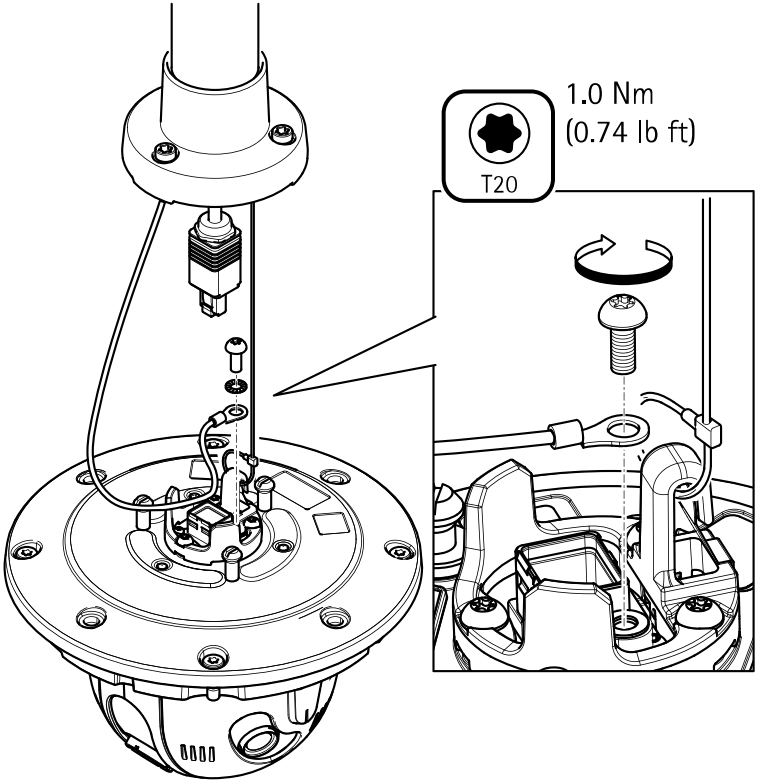

# 3.6

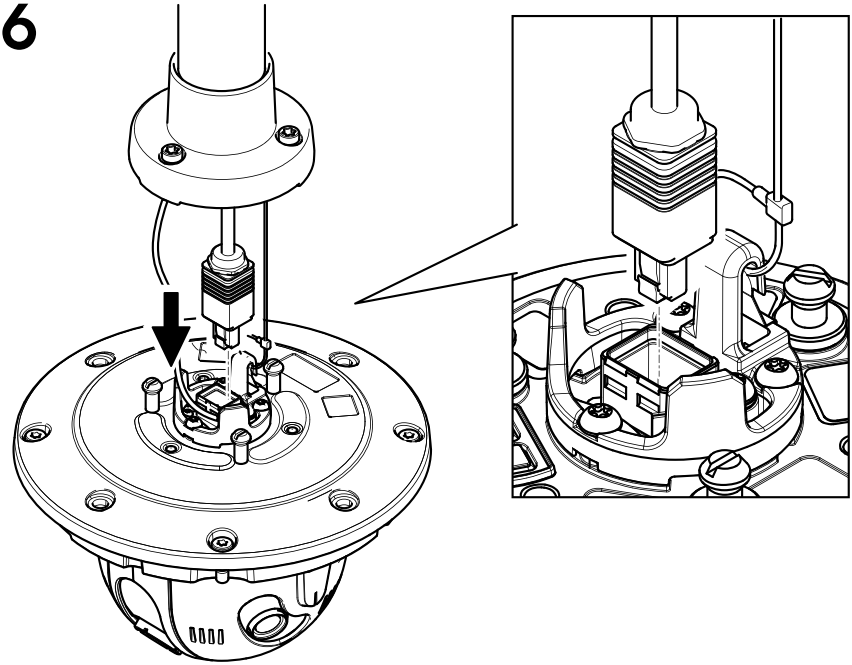

# 3.7

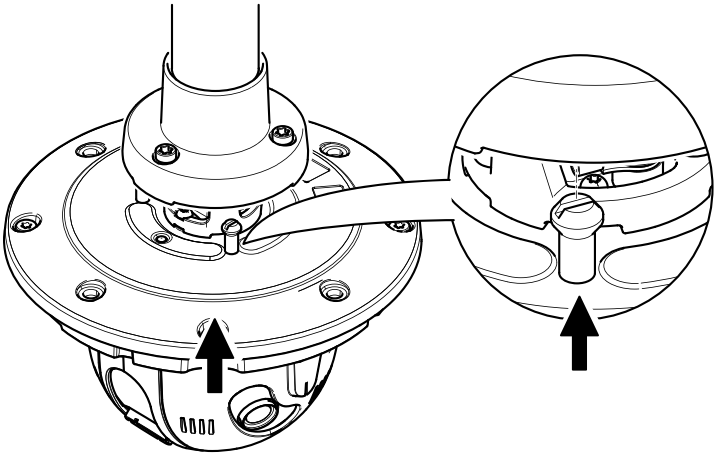

# 3.8

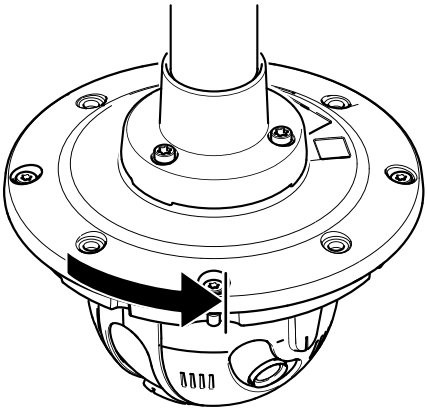

# 3.9

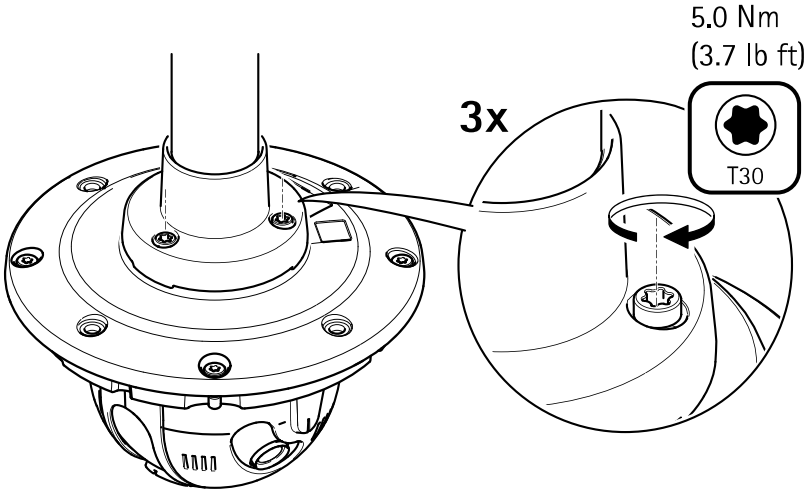
5.0 Nm
(3.7 lb ft)
3x
T30

# 3.10


IP
AXIS IP Utility
AXIS Camera
Management

# 3.11

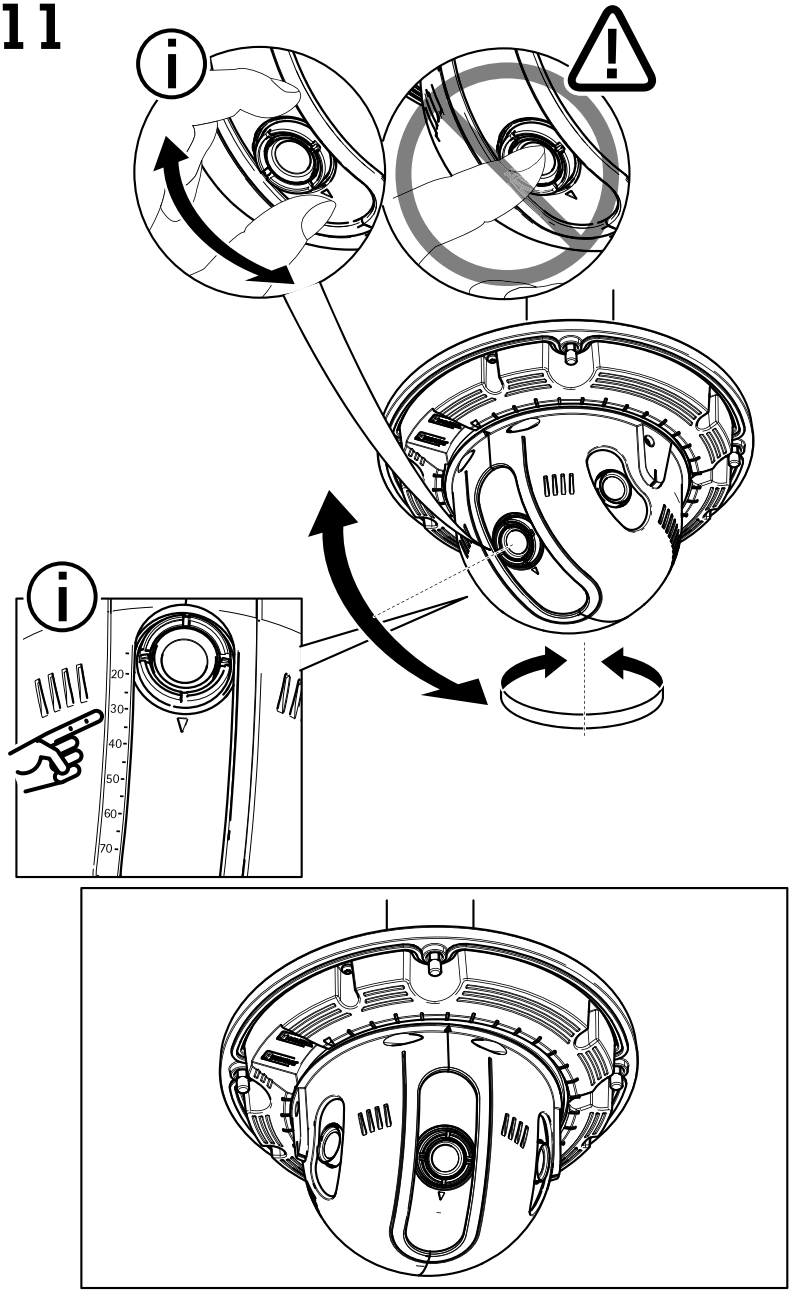

# 3.12

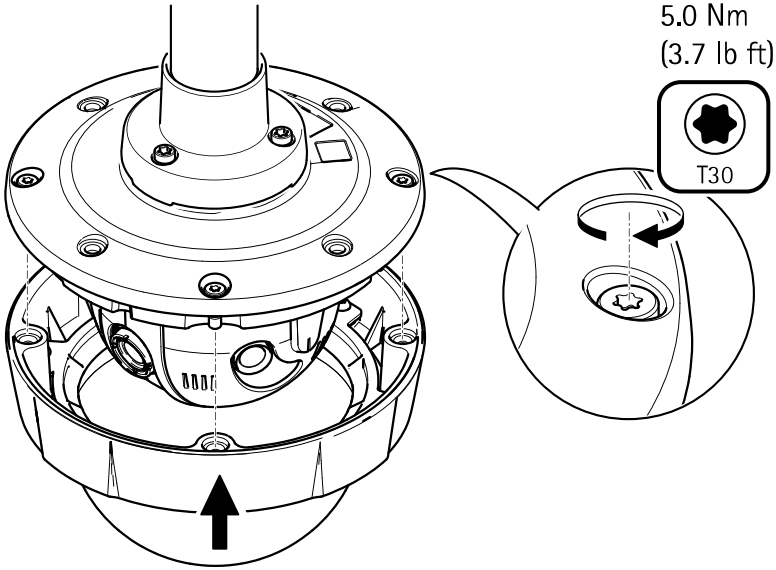


# 3.13

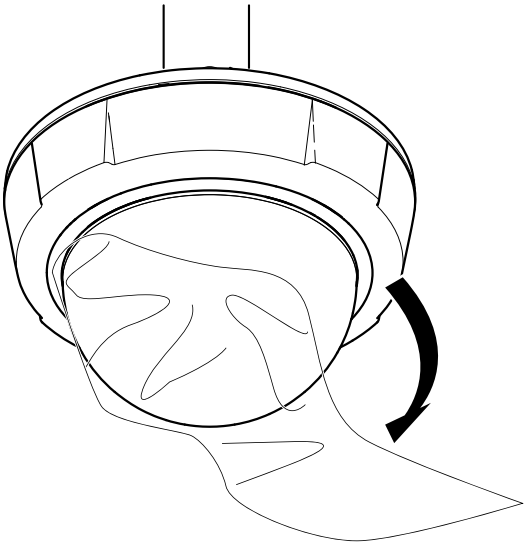

# 3.14

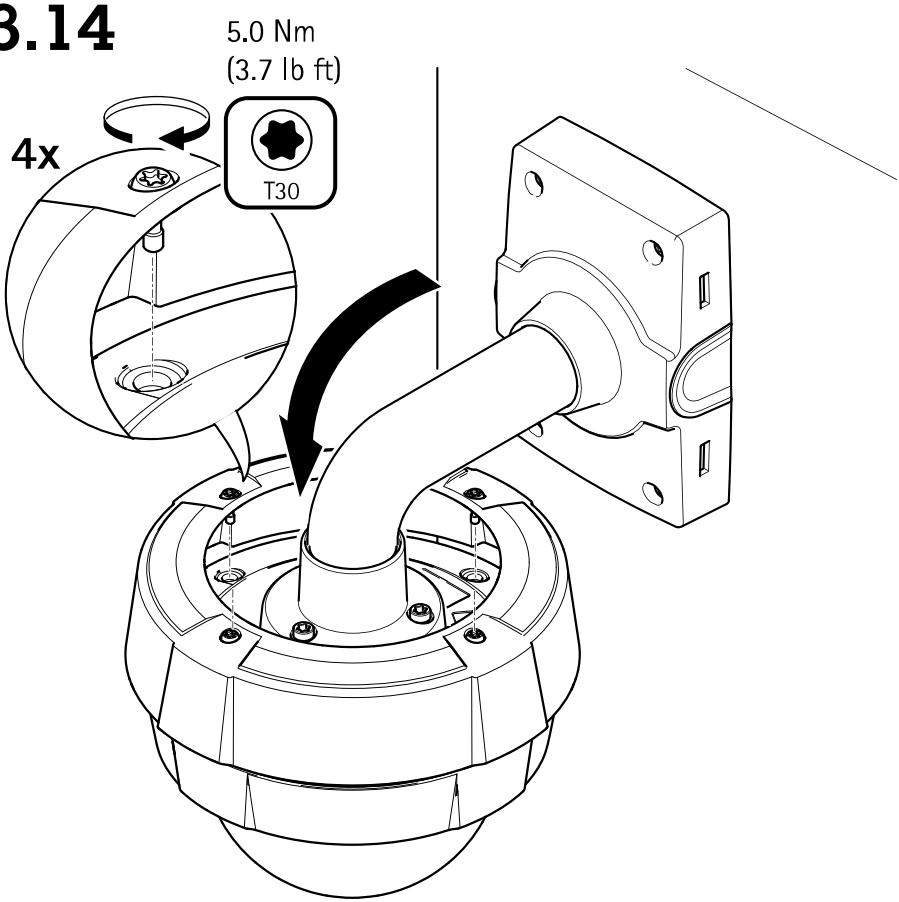

# 3.15

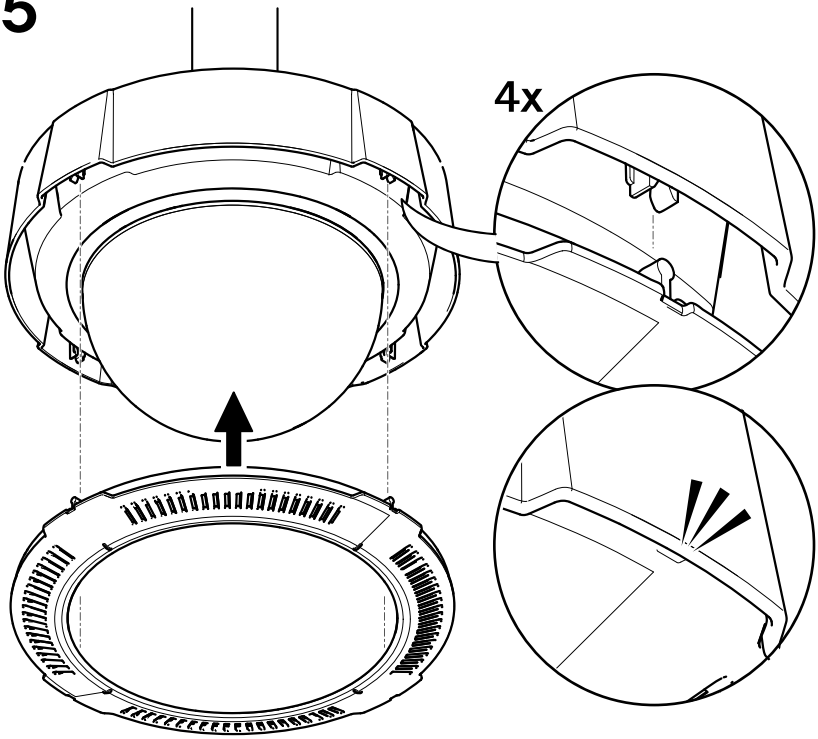


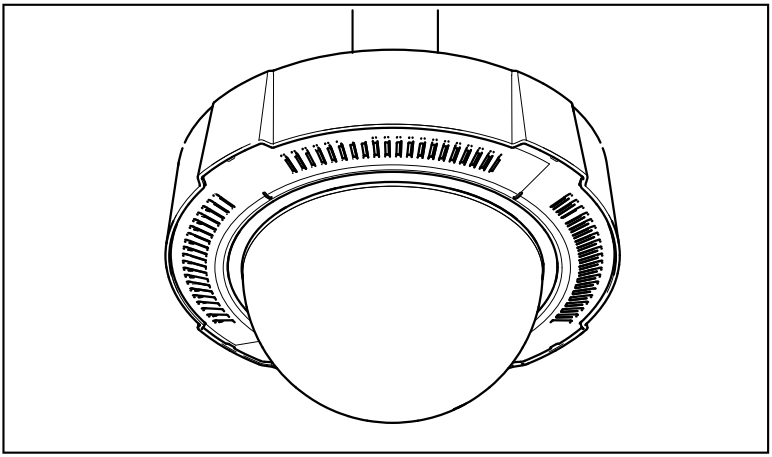

# English

## Safety information

### Hazard levels

**⚠DANGER**

Indicates a hazardous situation which, if not avoided, will result in death or serious injury.

**⚠WARNING**

Indicates a hazardous situation which, if not avoided, could result in death or serious injury.

**⚠CAUTION**

Indicates a hazardous situation which, if not avoided, could result in minor or moderate injury.

***NOTICE***

Indicates a situation which, if not avoided, could result in damage to property.

### Other message levels

Important

Indicates significant information which is essential for the product to function correctly.

Note

Indicates useful information which helps in getting the most out of the product.

## Safety instructions

***NOTICE***

- The Axis product shall be used in compliance with local laws and regulations.
- Store the Axis product in a dry and ventilated environment.
- Avoid exposing the Axis product to shocks or heavy pressure.
- Do not install the product on unstable poles, brackets, surfaces or walls.
- Use only applicable tools when installing the Axis product. Using excessive force with power tools could cause damage to the product.
- Do not use chemicals, caustic agents, or aerosol cleaners.
- Use a clean cloth dampened with pure water for cleaning.
- Use only accessories that comply with the technical specification of your product. These can be provided by Axis or a third party. Axis recommends using Axis power source equipment compatible with your product.
- Use only spare parts provided by or recommended by Axis.
- Do not attempt to repair the product yourself. Contact Axis support or your Axis reseller for service matters.

### Transportation

***NOTICE***

- When transporting the Axis product, use the original packaging or equivalent to prevent damage to the product.

### Battery

Lithium coin cell 3.0 V batteries contain 1,2-dimethoxyethane; ethylene glycol dimethyl ether (EGDME), CAS no. 110-71-4.

### Dome cover

***NOTICE***

- Be careful not to scratch, damage or leave fingerprints on the dome cover because this could decrease image quality. If possible, keep the protective plastic on the dome cover until the installation is complete.
- Do not clean a dome cover that looks clean to the eye and never polish the surface. Excessive cleaning could damage the surface.
- For general cleaning of the dome cover it is recommended to use a non-abrasive, solvent-free neutral soap or detergent mixed with pure water and a soft, clean cloth. Rinse well with pure lukewarm water. Dry with a soft, clean cloth to prevent water spotting.
- Never use harsh detergents, gasoline, benzene, acetone, or similar chemicals.
- Avoid cleaning the dome cover in direct sunlight or at elevated temperatures.

# Français

## Informations sur la sécurité

### Niveaux de risques

**⚠DANGER**

Indique une situation dangereuse qui, si elle n'est pas évitée, entraînera le décès ou des blessures graves.

**⚠AVERTISSEMENT**

Indique une situation dangereuse qui, si elle n'est pas évitée, pourrait entraîner le décès ou des blessures graves.

**⚠ATTENTION**

Indique une situation dangereuse qui, si elle n'est pas évitée, pourrait entraîner des blessures légères ou modérées.

***AVIS***

Indique une situation qui, si elle n'est pas évitée, pourrait endommager l'appareil.

### Autres niveaux de message

Important

Indique les informations importantes, nécessaires pour assurer le bon fonctionnement de l'appareil.

Note

Indique les informations utiles qui permettront d'obtenir le fonctionnement optimal de l'appareil.

## Consignes de sécurité

***AVIS***

- Le produit Axis doit être utilisé conformément aux lois et règlements locaux.
- Conserver ce produit Axis dans un environnement sec et ventilé.
- Ne pas exposer ce produit Axis aux chocs ou aux fortes pressions.
- Ne pas installer ce produit sur des poteaux, supports, surfaces ou murs instables.
- Utiliser uniquement des outils recommandés pour l'installation de l'appareil Axis. L'application d'une force excessive sur l'appareil avec des outils puissants pourrait l'endommager.

- Ne pas utiliser de produits chimiques, de substances caustiques ou de nettoyants pressurisés.
- Utiliser un chiffon propre imbibé d'eau pure pour le nettoyage.
- Utiliser uniquement des accessoires conformes aux caractéristiques techniques de votre produit. Ils peuvent être fournis par Axis ou un tiers. Axis recommande d'utiliser un équipement d'alimentation Axis compatible avec votre produit.
- Utiliser uniquement les pièces de rechange fournies ou recommandées par Axis.
- Ne pas essayer de réparer vous-même ce produit. Contacter l'assistance technique d'Axis ou votre revendeur Axis pour des problèmes liés à l'entretien.

**Transport**

***AVIS***

- Lors du transport du produit Axis, utilisez l'emballage d'origine ou un équivalent pour éviter d'endommager le produit.

**Batterie**

Les piles boutons 3,0 V au lithium contiennent du 1,2-diméthoxyéthane, éthylène glycol diméthyl éther (EGDME), CAS n° 110-71-4.

**Couvercle de dôme**

***AVIS***

- Veillez à ne pas rayer, endommager ou laisser d'empreintes sur le couvercle du dôme car cela pourrait altérer la qualité d'image. Laissez, si possible, la protection en plastique sur le couvercle du dôme jusqu'à la fin de l'installation.
- Ne nettoyez pas le couvercle du dôme s'il semble propre à l'œil nu et ne frottez jamais sa surface. Un nettoyage excessif pourrait endommager la surface.
- Pour le nettoyage général du couvercle du dôme, il est recommandé d'utiliser un produit non abrasif, un savon neutre sans solvant ou un détergent mélangé avec de l'eau pure et un chiffon doux propre. Rincez bien à l'eau tiède pure. Séchez avec un chiffon doux et propre pour éviter les tâches d'eau.
- N'utilisez jamais de détergents agressifs, d'essence, de benzène, d'acétone ou autres produits chimiques similaires.
- Évitez de nettoyer le couvercle du dôme dans la lumière directe du soleil ou lorsque les températures sont élevées.

# Deutsch

## Sicherheitsinformationen

**Gefährdungsstufen**

**⚠GEFAHR**

Weist auf eine gefährliche Situation hin, welche, falls nicht verhindert, zu Tod oder schweren Verletzungen führen kann.

**⚠WARNUNG**

Weist auf eine gefährliche Situation hin, welche, falls nicht verhindert, zu Tod oder schweren Verletzungen führen kann.

**⚠VORSICHT**

Weist auf eine gefährliche Situation hin, welche, falls nicht verhindert, zu geringfügiger oder mäßiger Verletzung führen kann.

***HINWEIS***

Weist auf eine gefährliche Situation hin, welche, falls nicht verhindert, zu Sachschäden führen kann.

**Andere Meldeebenen**

Wichtig

Weist auf wichtige Informationen hin, die den richtigen Betrieb des Produkts gewährleisten.

Beachten

Weist auf nützliche Informationen hin, die die optimale Verwendung des Produkts unterstützen.

## Sicherheitsanweisungen

***HINWEIS***

- Das Axis-Produkt muss unter Beachtung der geltenden Gesetze und Bestimmungen betrieben werden.
- Lagern Sie das Axis Produkt in einer trockenen und belüfteten Umgebung.
- Das Axis-Produkt weder Stößen noch starkem Druck aussetzen.
- Das Produkt nicht an instabilen Masten, Halterungen, Oberflächen oder Wänden anbringen.
- Verwenden Sie bei der Installation des Axis Produkts ausschließlich passende Werkzeuge. Ein zu großer Kraftaufwand mit elektrischen Werkzeugen kann das Produkt beschädigen.
- Verwenden Sie keine chemischen, ätzenden oder aerosolhaltigen Reinigungsmittel.
- Verwenden Sie zum Reinigen ein sauberes, mit destilliertem Wasser angefeuchtetes Tuch.
- Verwenden Sie nur Zubehör, das den technischen Vorgaben Ihres Produkts entspricht. Dieses ist von Axis oder Drittanbietern erhältlich. Axis empfiehlt die mit Ihrem Produkt kompatible Stromversorgung von Axis.
- Verwenden Sie ausschließlich Ersatzteile die von Axis angeboten oder empfohlen werden.
- Versuchen Sie nicht, dieses Produkt selbsttätig zu reparieren. Wenden Sie sich bezüglich Reparatur und Wartung an den Axis Support oder Ihren Axis Händler.

**Transport**

***HINWEIS***

- Bei Bedarf transportieren Sie das Axis Produkt in der Originalverpackung oder einer entsprechenden Verpackung, so dass Schäden vermieden werden.

**Batterie**

Lithium-Knopfzellen (3,0 V) enthalten 1,2-Dimethoxyethan; Ethylenglycoldimethylether (EGDME), CAS-Nr. 110-71-4.

**Kuppelabdeckung**

***HINWEIS***

- Achten Sie darauf, die Kuppelabdeckung weder zu zerkratzen, zu beschädigen oder darauf Fingerabdrücke zu hinterlassen, da dies die Bildqualität beeinträchtigen kann. Falls möglich entfernen Sie die Schutzfolie erst nachdem die Installation abgeschlossen ist.
- Säubern Sie die Kuppelabdeckung nicht, wenn diese sauber erscheint, und polieren Sie niemals die Oberfläche. Zu häufiges Säubern kann die Oberfläche beschädigen.
- Für die normale Reinigung der Kuppelabdeckung werden eine nicht-scheuernde, lösungsmittelfreie neutrale Seife oder ein entsprechendes Reinigungsmittel mit destilliertem Wasser und ein sauberer, weicher Lappen empfohlen. Spülen Sie die Kuppelabdeckung gründlich mit lauwarmem destilliertem Wasser ab. Um

Wasserflecken zu vermeiden, die Kuppelabdeckung mit einem weichen, sauberen Lappen reinigen.
- Keine aggressiven Reinigungsmittel, Waschbenzin, Benzol, Aceton oder ähnliche Chemikalien verwenden.
- Die Kuppelabdeckung nicht in direktem Sonnenlicht oder bei erhöhten Temperaturen säubern.

# Italiano

## Informazioni di sicurezza

### Livelli di pericolo

**⚠PERICOLO**

Indica una situazione pericolosa che, se non evitata, provoca morte o lesioni gravi.

**⚠AVVERTENZA**

Indica una situazione pericolosa che, se non evitata, potrebbe provocare la morte o lesioni gravi.

**⚠ATTENZIONE**

Indica una situazione pericolosa che, se non evitata, potrebbe provocare lesioni medie o minori.

***AVVISO***

Indica una situazione che, se non evitata, potrebbe danneggiare la proprietà.

### Altri livelli di messaggio

Importante

Indica informazioni importanti, essenziali per il corretto funzionamento del dispositivo.

Nota

Indica informazioni utili che aiutano a ottenere il massimo dal dispositivo.

## Informazioni di sicurezza

***AVVISO***

- Il dispositivo Axis deve essere utilizzato in conformità alle leggi e alle normative locali.
- Conservare il dispositivo Axis in un ambiente asciutto e ventilato.
- Evitare di esporre il dispositivo Axis a urti o pressioni eccessive.
- Non installare il dispositivo su supporti, superfici, pareti o pali instabili.
- Utilizzare solo strumenti applicabili quando si installa il dispositivo Axis. Se si utilizza una forza eccessiva con strumenti non adatti è possibile causare danni al dispositivo.
- Non utilizzare sostanze chimiche, agenti caustici o detergenti aerosol.
- Utilizzare un panno pulito inumidito in acqua pura per la pulizia.
- Utilizzare solo accessori compatibili con le specifiche tecniche del dispositivo. Questi possono essere forniti da Axis o da terze parti. Axis consiglia l'uso dell'apparecchiatura di alimentazione Axis compatibile con il dispositivo.
- Utilizzare solo parti di ricambio fornite o consigliate da Axis.
- Non tentare di riparare il dispositivo da soli. Contattare l'assistenza o il rivenditore Axis per questioni relative alla manutenzione.

### Trasporto

***AVVISO***

- Durante il trasporto del dispositivo Axis, utilizzare l'imballaggio originale o equivalente per evitare danni al dispositivo.

### Batteria

Le batterie a bottone al litio da 3 V contengono 1,2-dimetossietano; etere dimetilico di glicole etilenico (EGDME), CAS n. 110-71-4.

### Copertura a cupola

***AVVISO***

- Fare attenzione a non graffiare, danneggiare o lasciare impronte sulla cupola di protezione, perché potrebbe diminuire la qualità dell'immagine. Se possibile, tenere la protezione in plastica sul coperchio della cupola fino a quando l'installazione non sarà completata.
- Non pulire il coperchio della cupola quando allo sguardo sembra pulito e non lucidare la superficie. Una pulizia eccessiva potrebbe danneggiare la superficie.
- Per la pulizia generale del coperchio della cupola, si consiglia di utilizzare un sapone neutro o detergente non abrasivo con acqua pura e un panno morbido e pulito. Sciacquare bene con acqua pura tiepida. Asciugare con un panno morbido e pulito per evitare macchie d'acqua.
- Non usare mai detergenti aggressivi, benzina, benzene, acetone o sostanze chimiche simili.
- Evitare di pulire il coperchio della cupola alla luce diretta del sole o a temperature elevate.

# Español

## Información de seguridad

### Niveles de peligro

**⚠PELIGRO**

Indica una situación peligrosa que, si no se evita, provocará lesiones graves o la muerte.

**⚠ADVERTENCIA**

Indica una situación peligrosa que, si no se evita, puede provocar lesiones graves o la muerte.

**⚠ATENCIÓN**

Indica una situación peligrosa que, si no se evita, puede provocar lesiones moderadas o leves.

***AVISO***

Indica una situación peligrosa que, si no se evita, puede provocar daños materiales.

### Otros niveles de mensaje

Importante

Indica información importante que es fundamental para que el producto funcione correctamente.

Nota

Indica información útil que ayuda a aprovechar el producto al máximo.

## Instrucciones de seguridad

**AVISO**

- Este producto de Axis debe utilizarse de acuerdo con las leyes y normativas locales.
- Almacene el producto de Axis en un entorno seco y ventilado.
- Evite la exposición del producto de Axis a choques o a una fuerte presión.
- No instale el producto en postes, soportes, superficies o paredes inestables.
- Utilice solo las herramientas correspondientes cuando instale el producto de Axis. La aplicación de una fuerza excesiva con herramientas eléctricas puede provocar daños en el producto.
- No utilice limpiadores en aerosol, agentes cáusticos ni productos químicos.
- Limpie con un paño limpio humedecido con agua pura.
- Utilice solo accesorios que cumplan con las especificaciones técnicas de su producto. Estos accesorios los puede proporcionar Axis o un tercero. Axis recomienda utilizar un equipo de suministro de alimentación de Axis compatible con su producto.
- Utilice solo piezas de repuesto proporcionadas o recomendadas por Axis.
- No intente reparar el producto usted mismo. Póngase en contacto con el servicio de asistencia técnica de Axis o con su distribuidor de Axis para tratar asuntos de reparación.

### Transporte

**AVISO**

- Cuando transporte el producto de Axis, utilice el embalaje original o un equivalente para evitar daños en el producto.

### Batería

Las pilas de botón de litio de 3,0 V contienen 1,2-dimetoxietano; éter dimetílico de etilenglicol (EGDME), n.º CAS 110-71-4.

### Cubierta del domo

**AVISO**

- Preste atención para no arañar, dañar o dejar las huellas en la cubierta del domo, puesto que esto puede provocar una disminución de la calidad de imagen. Si es posible, mantenga el plástico de protección en la cubierta del domo hasta que se complete la instalación.
- No limpie la cubierta del domo si parece a simple vista que está limpia y nunca pula la superficie. Una limpieza excesiva podría dañar la superficie.
- Para realizar un procedimiento de limpieza general de la cubierta del domo se recomienda usar detergente o jabón neutros, sin disolventes y no abrasivos mezclados con agua pura, y un paño suave y limpio. Enjuague bien con agua pura y tibia. Seque con un paño limpio y suave para evitar las manchas de gotas de agua.
- Nunca use detergentes abrasivos, gasolina, benceno, acetona o productos químicos similares.
- Evite limpiar la cubierta del domo a temperaturas elevadas o en contacto directo con la luz solar.

# 日本語

## 安全情報

### 危険レベル

**⚠危険**

回避しない場合、死亡または重傷につながる危険な状態を示します。

**⚠警告**

回避しない場合、死亡または重傷につながるおそれのある危険な状態を示します。

**⚠注意**

回避しない場合、軽傷または中程度の怪我につながるおそれのある危険な状態を示します。

**注記**

回避しない場合、器物の破損につながるおそれのある状態を示します。

### その他のメッセージレベル

重要

製品を正しく機能させるために不可欠な重要情報を示します。

注意

製品を最大限に活用するために役立つ有用な情報を示します。

## 安全手順

**注記**

- 本製品は、お使いになる地域の法律や規制に準拠して使用してください。
- 本製品は乾燥した換気のよい環境に保管してください。
- 本製品に衝撃または強い圧力を加えないでください。
- 本製品を不安定なポール、ブラケット、表面、または壁に設置しないでください。
- 本製品を設置する際には、適切な工具のみを使用してください。 電動工具を使用して過剰な力をかけると、製品が損傷することがあります。
- 化学薬品、腐食剤、噴霧式クリーナーは使用しないでください。
- 清掃には、きれいな水に浸した清潔な布を使用してください。
- 製品の技術仕様に準拠したアクセサリーのみを使用してください。 これらのアクセサリーは、Axisまたはサードパーティから入手できます。 Axisは、ご使用の製品と互換性のあるAxis給電ネットワークスイッチの使用を推奨します。
- Axisが提供または推奨する交換部品のみを使用してください。
- 製品を自分で修理しないでください。 修理については、Axisサポートまたは販売代理店にお問い合わせください。

### 輸送

**注記**

- 本製品を運搬する際は、製品が損傷しないよう、元の梱包か同等の梱包を使用してください。

### バッテリー

リチウムコイン型3.0 V電池は、1,2-ジメトキシエタン (エチレングリコールジメチルエーテル (EGDME)、CAS番号110-71-4) を含有しています。

### ドームカバー

**注記**

- 画質低下の原因となるため、ドームカバーに傷や指紋を付けたり、損傷しないように注意してください。 可能であれば、設置が完了するまでドームカバーに保護プラスチックを付けたままにしてください。
- 肉眼で見て汚れがない場合は、ドームカバーを掃除しないでください。また、絶対に表面を磨かないでください。 過度な清掃により、表面が破損することがあります。
- ドームカバーの通常のクリーニングには、磨耗防止タイプの無溶媒の中性石鹸またはきれいな水で薄めた洗剤と、柔らかい清潔な布を使用することをお勧めします。 洗浄後、きれいなぬるま湯でよくすすいでください。 水滴の跡が付かないよう、清潔な柔らかい布で拭いて乾かしてください。
- 強力な洗剤、ガソリン、ベンジン、アセトン、同様の化学薬品は絶対に使用しないでください。
- 直射日光が当たる場所や気温が上昇する場所でのドームカバーの清掃は避けてください。

# Português

## Informações sobre segurança

### Níveis de perigo

**⚠PERIGO**

Indica uma situação perigosa que, se não evitada, irá resultar em morte ou lesões graves.

**⚠ATENÇÃO**

Indica uma situação perigosa que, se não evitada, poderá resultar em morte ou lesões graves.

**⚠CUIDADO**

Indica uma situação perigosa que, se não evitada, poderá resultar em lesões leves ou moderadas.

***AVISO***

Indica uma situação perigosa que, se não evitada, poderá resultar em danos à propriedade.

### Outros níveis de mensagens

Importante

Indica informações significativas que são essenciais para o produto funcionar corretamente.

Nota

Indica informações úteis que ajudam a obter o máximo do produto.

## Instruções de segurança

***AVISO***

- O produto Axis deve ser usado em conformidade com as leis e regulamentações locais.
- Armazene o produto Axis em um ambiente seco e ventilado.
- Evite expor o produto Axis a impactos ou pressão elevada.
- Não instale o produto em suportes, mastros, superfícies ou paredes instáveis.
- Use apenas as ferramentas recomendadas ao instalar o produto Axis. O uso de força excessiva com ferramentas elétricas poderia danificar o produto.
- Não use produtos químicos, agentes cáusticos ou limpadores aerossóis.
- Use um pano limpo úmido para limpar o produto.
- Utilize apenas acessórios que atendam às especificações técnicas do produto. Esses poderão ser fornecidos pela Axis ou por terceiros. A Axis recomenda usar equipamento de fonte de alimentação Axis compatível com seu produto.
- Utilize apenas peças sobressalentes fornecidas ou recomendadas pela Axis.
- Não tente reparar o produto por conta própria. Entre em contato com o suporte ou seu revendedor Axis para quaisquer questões relacionadas a serviços.

### Transporte

***AVISO***

- Ao transportar o produto Axis, use a embalagem original ou equivalente para evitar danos ao produto.

### Bateria

As baterias tipo célula de íons de lítio de 3,0 V contêm 1,2-dimetoxietano; etileno glicol éter dimetílico (EGDME), nº CAS 110-71-4.

### Cobertura dome

***AVISO***

- Cuidado para não arranhar, danificar ou deixar impressões digitais na cobertura dome, pois isso poderia prejudicar a qualidade da imagem. Se possível, mantenha o plástico protetor na cobertura dome até que a instalação seja concluída.
- Não limpe uma dome que pareça limpo e jamais faça o polimento da superfície. A limpeza excessiva poderia danificar a superfície.
- Para a limpeza geral de uma dome, recomenda-se usar sabão ou detergente neutro não abrasivo e sem solventes dissolvido em água e um pano macio limpo. Enxágue bem com água limpa e morna. Seque com um pano macio e limpo para impedir o surgimento de manchas de água.
- Nunca use detergentes agressivos, gasolina, benzina, acetona ou produtos químicos semelhantes.
- Evite limpar a Cobertura dome sob luz do sol direta ou em temperaturas elevadas.

# РУССКИЙ

## Сведения по безопасности

### Уровни опасности

**⚠ОПАСНО**

Опасная ситуация, которая, если ее не устранить, приведет к смерти или опасным травмам.

**⚠ОСТОРОЖНО**

Опасная ситуация, которая, если ее не устранить, может привести к смерти или опасным травмам.

**⚠ВНИМАНИЕ**

Опасная ситуация, которая, если ее не устранить, может привести к травмам незначительной или средней тяжести.

**УВЕДОМЛЕНИЕ**

Опасная ситуация, которая, если ее не устранить, может вызвать повреждение имущества.

### Прочие уведомления

Важно

Означает существенную информацию, которая важна для правильной работы изделия.

Примечание

Означает полезную информацию, которая помогает использовать все возможности изделия.

## Правила безопасности

**УВЕДОМЛЕНИЕ**

- Это изделие Axis следует использовать в соответствии с местными законами и нормативами.
- Устройство Axis должно храниться в сухом, хорошо проветриваемом помещении.
- Не допускайте ударов или приложения высокого давления к устройству Axis.
- Не монтируйте устройство на неустойчивых столбах, кронштейнах, поверхностях или стенах.
- При установке устройства Axis используйте только предназначенные для этого инструменты. Приложение чрезмерных усилий к инструментам может привести к повреждению устройства.
- Не используйте химикалии, едкие вещества или аэрозольные очистители.
- Для очистки используйте чистую ткань, смоченную чистой водой.
- Используйте только принадлежности, которые соответствуют техническим характеристикам данного устройства. Они могут поставляться компанией Axis или сторонним производителем. Компания Axis рекомендует использовать блоки питания Axis, совместимые с устройством.
- Используйте только запасные части, поставляемые или рекомендованные компанией Axis.
- Не пытайтесь отремонтировать устройство самостоятельно. По вопросам обслуживания обращайтесь в службу поддержки Axis или к своему реселлеру Axis.

### Транспортировка

**УВЕДОМЛЕНИЕ**

- При транспортировке устройства Axis используйте оригинальную упаковку или ее эквивалент во избежание повреждения изделия.

### Батарея

Плоские литиевые батареи (3,0 В) содержат 1,2-диметоксиэтан (диметиловый эфир этиленгликоля, EGDME), CAS № 110-71-4.

### Купол

**УВЕДОМЛЕНИЕ**

- Обращайтесь с куполом аккуратно. Старайтесь не поцарапать и не повредить его, а также не оставляйте на нем отпечатки пальцев, поскольку это может снизить качество изображения. По возможности не снимайте с купола защитную пластиковую пленку до завершения установки.
- Не протирайте купол, если на нем не заметны загрязнения, и ни при каких обстоятельствах не полируйте его поверхность. Излишняя очистка может привести к повреждению поверхности.
- Для общей очистки купола рекомендуется использовать мягкую чистую ткань и нейтральное мыло без растворителей и абразивных веществ или смесь моющего средства с чистой водой. После очистки тщательно промойте купол чистой теплой водой. Чтобы не допустить появления следов от капель воды, протрите купол мягкой чистой тканью.
- Никогда не используйте агрессивные моющие средства, например, бензин, бензол, ацетон или аналогичные химические вещества.
- Старайтесь не проводить очистку купола при прямом солнечном освещении или при повышенных температурах воздуха.

# 中文

## 安全信息

### 危险等级

**⚠危险**

表示如果不避免则会导致死亡或严重伤害的危险情况。

**⚠警告**

表示如果不避免则可能导致死亡或严重伤害的危险情况。

**⚠小心**

表示如果不避免则可能导致轻微或中度伤害的危险情况。

注意

表示如果不避免则可能导致财产损失的情况。

### 其他消息等级

重要

表示产品正常工作所必需的重要信息。

备注

表示有助于充分利用产品的有用信息。

## 安全说明

**注意**

- 使用安讯士产品时应遵守当地法律和法规。
- 在干燥通风的环境中存放安讯士产品。
- 避免将安讯士产品暴露在冲击或高压环境下。
- 请勿将产品安装在不稳固的立杆、支架、表面或墙壁上。
- 安装安讯士产品时，仅使用适用的工具。使用电动工具过度施力可能导致产品损坏。
- 请勿使用化学品、腐蚀剂或气雾剂。
- 使用蘸纯净水的干净布进行清洁。
- 仅使用符合产品技术规格的附件。这些附件可由安讯士或第三方提供。安讯士推荐使用与产品兼容的安讯士电源设备。
- 仅使用安讯士提供或推荐的备件。
- 请勿尝试自行维修产品。有关服务事项，请联系安讯士支持部门或安讯士经销商。

### 运输

**注意**

- 安讯士产品运输途中，应使用其原包装或等效包装，以防对产品造成损坏。

**电池**
3.0 V 纽扣锂电池内含 1,2–二甲氧基乙烷；乙二醇二甲醚 (EGDME)，CAS 编号为 110–71–4。

**半球罩**

注意

- 小心不要划伤、损坏或在半球罩上留下指纹，因为这可能会降低图像质量。 如果可能，请保留半球罩上的保护塑料，直至安装完成。
- 请勿清洁看起来干净的半球罩，也不要对表面进行抛光。 过度清洁可能会损坏表面。
- 对于半球罩的一般清洁，建议将无腐蚀性、不含溶剂的中性肥皂或洗涤剂与纯水混合，并使用柔软、干净的布进行清洁。 用温水冲洗干净。 用一块柔软干净的布擦干，以避免留下水渍。
- 切勿使用带有刺鼻气味的洗涤剂、汽油、苯、丙酮或类似化学品。
- 避免在阳光直射或高温下清洁半球罩。

# 한국어

## 안전 정보

### 위험 수준

⚠위험

피하지 못한 경우 사망이나 심각한 부상이 발생하는 위험한 상황을 나타냅니다.

⚠경고

피하지 못한 경우 사망이나 심각한 부상이 발생할 수 있는 위험한 상황을 나타냅니다.

⚠주의

피하지 못한 경우 경미하거나 심하지 않은 부상이 발생할 수 있는 위험한 상황을 나타냅니다.

주의 사항

피하지 못한 경우 재산상 손해가 발생할 수 있는 상황을 나타냅니다.

### 기타 메시지 수준

중요

제품이 올바르게 작동하는 데 필수적인 중요 정보를 나타냅니다.

정보

제품을 최대한으로 활용하는 데 도움이 되는 유용한 정보를 나타냅니다.

## 안전 지침

주의 사항

- Axis 제품은 해당 지역 법률 및 규정을 준수하여 사용해야 합니다.
- Axis 제품은 건조하고 환기가 잘 되는 곳에 보관하십시오.
- Axis 제품에 충격이나 강한 압력을 가하지 마십시오.
- 불안정한 폴, 브래킷, 표면 또는 벽면에 제품을 설치하지 마십시오.
- Axis 제품을 설치할 경우 해당 도구만 사용하십시오. 전동 공구로 과도한 힘을 사용하면 제품에 손상을 줄 수 있습니다.
- 화학 물질, 부식제, 에어로졸 세척제를 사용하지 마십시오.
- 깨끗한 물에 적신 깨끗한 천을 사용하여 닦으십시오.
- 제품의 기술적 사양을 준수하는 액세서리만 사용하십시오. 이러한 액세서리는 Axis 또는 제3자가 제공할 수 있습니다. Axis는 귀하의 제품과 호환되는 Axis 전원 장비 사용을 권합니다.
- Axis가 공급하거나 추천하는 예비 부품만 사용하십시오.
- 제품을 직접 수리하려고 하지 마십시오. 서비스 문제에 대해 Axis 지원 부서 또는 Axis 리셀러에 문의하십시오.

**운반**

주의 사항

- Axis 제품을 운반할 때는 원래 포장이나 이에 준하는 포장을 사용해 제품이 손상되지 않도록 하십시오.

**배터리**
리튬 코인 셀 3.0V 배터리는 1,2-디메톡시에탄, EGDME(ethylene glycol dimethyl ether), CAS no. 110-71-4를 포함하고 있습니다.

**돔 커버**

주의 사항

- 돔 커버가 긁히거나 손상되거나 지문이 남지 않도록 주의하십시오. 이는 이미지 품질을 저하시킬 수 있습니다. 가능하다면 설치가 완료될 때까지 돔 커버의 보호 플라스틱을 제거하지 마십시오.
- 눈으로 보기에 깨끗한 돔 커버는 닦지 말고 표면에 광을 내지 마십시오. 과도한 청소는 표면에 손상을 줄 수 있습니다.
- 돔 커버의 전반적인 청소를 위해서는 비마모성, 무용제 중성 비누 또는 세제를 섞은 깨끗한 물 그리고 부드럽고 깨끗한 천을 사용하는 것이 좋습니다. 깨끗하고 미지근한 물로 잘 씻어내십시오. 얼룩이 남지 않도록 부드럽고 깨끗한 천으로 닦으십시오.
- 강력한 세제, 휘발유, 벤젠, 아세톤 또는 유사한 화학 물질을 사용하지 마십시오.
- 직사광선이 비치거나 온도가 높은 곳에서 돔 커버를 청소하지 마십시오.

Installation Guide
AXIS Q37 Series
© Axis Communications AB, 2016 - 2020
Ver. M3.2
Date: January 2020
Part No. 2109165