

AXIS A1210 Network Door Controller

Compact edge-based one door controller

Suitable for installation anywhere, this compact, competitively priced product offers fast and easy installation on walls. Plus, it's suitable for plenum spaces. It includes everything needed to control one door all powered by one PoE cable. With intelligence on the edge, it can internally handle all tasks related to door access—even if the network is down. Fully integrated within Axis end-to-end solutions, this scalable product is optimized for both small and large installations and supports flexible authentication using different types of credentials. Furthermore, with built-in cybersecurity features, it prevents unauthorized access and safeguards your system.

- > **Complete control for one door**
- > **Compact form factor**
- > **Intelligence on the edge**
- > **Built-in cybersecurity features**
- > **Fully integrated within Axis end-to-end solutions**



AXIS A1210 Network Door Controller

Tilting, vibration

Door controller

Readers	Up to 2 OSDP readers (multi-drop) or 1 Wiegand reader per controller OSDP Secure Channel supported OSDP Secure Profile verified Integration with ASSA ABLOY Aferio® wireless lock technologies
Doors	Up to 16 wireless doors
Credentials	Qualified for up to 250 000 credentials stored locally
Event buffer	Qualified for up to 250 000 events stored locally

Power

Power in: 12 V DC, max 36 W, or
Power over Ethernet (PoE) IEEE 802.3at, Type 2 Class 4
Relay: 1x relay NO/NC, max 2 A DC
Power out lock: 12/24 V, jumper configurable
Powered by PoE: max 900 mA at 12 V DC, max 450 mA at 24 V DC
Powered by DC: max 1600 mA at 12 V DC, max 800 mA at 24 V DC
Power out reader: 12 V DC, max 500 mA
Total power budget for peripheral devices (locks, readers etc.):
2100 mA at 12 V if powered by DC, 1400 mA at 12 V if powered by PoE Class 4

I/O interface

Reader	DC output: 12 V, max 500 mA Data: OSDP, Wiegand I/O: Three open drain outputs, max 30 V, 100 mA each One supervised input
Door	DC output: 12/24 V, jumper configurable Power output: See the Power section I/O: REX and door position sensor supervised inputs Output relays: one relay, Form-C contacts: 2 A at 30 V DC, resistive
Auxiliary	DC output: 12 V, 50 mA I/O: Two ports, configurable inputs or outputs
External	External tamper supervised input Alarm supervised input
Supervised input	Configurable input for reader interface, door REX input, door position sensor input, and AUX Programmable end-of-line resistors, 1 K, 2.2 K, 4.7 K and 10 K, 1 %, ¼ watt standard One unsupervised input dedicated for cabinet tamper

Cable requirements

Wire size for connectors: CSA: AWG 28–16, CUL/UL: AWG 30–14
DC power and relay: AWG 18–16
Ethernet and PoE: STP CAT 5e or higher
Reader data (RS485): 1 twisted pair with shield, 120 ohm impedance, qualified for up to 1000 m (3281 ft)
Reader data (Wiegand): Qualified for up to 150 m (500 ft)
Reader powered by controller (RS485): AWG 20–16, qualified for up to 200 m (656 ft)^a
Reader powered by controller (Wiegand): AWG 20–16, qualified for up to 150 m (500 ft)^b
I/Os as inputs: Qualified for up to 200 m (656 ft)

System on chip (SoC)

Memory	512 MB RAM, 2 GB Flash
---------------	------------------------

Network

Network protocols	IPv4, IPv6, HTTP, HTTPS ^c , TLS ^c , QoS Layer 3 DiffServ, SMTP, mDNS (Bonjour), UPnP [®] , SNMP v1/v2c/v3 (MIB-II), DNS/DNSv6, DDNS, NTP, RTSP, RTCP, RTP, TCP, UDP, IGMPv1/v2/v3, DHCPv4/v6, SOCKS, SSH, MQTT v3.1.1, Syslog
--------------------------	--

System integration

Application Programming Interface	Open API for software integration, including VAPIX [®] , metadata and AXIS Camera Application Platform (ACAP); specifications at axis.com/developer-community . ACAP includes Native SDK. One-click cloud connection
Video management systems	Compatible with AXIS Camera Station, video management software from Axis' Application Development Partners available at axis.com/vms
Tamper detection	Removal of unit cover/tamper front Reader tamper

Approvals

Product markings	UL/cUL, KC, VCCI
-------------------------	------------------

Supply chain	TAA compliant
---------------------	---------------

EMC	EN 55035, EN 55032 Class B, EN 61000-3-2, EN 61000-3-3 Korea: KC KN32 Class B, KC KN35
------------	---

Safety	IEC/EN/UL 62368-1, IEC/EN 60950-1, UL 2043, UL 294
---------------	--

Cybersecurity

Edge security	Software: Signed firmware, brute force delay protection, digest authentication, password protection Hardware: Axis Edge Vault cybersecurity platform Secure element (CC EAL 6+), secure keystore, secure boot
----------------------	---

Network security	IEEE 802.1X (EAP-TLS) ^c , IEEE 802.1AR, HTTPS/HSTS ^c , TLS v1.2/v1.3 ^c , Network Time Security (NTS), X.509 Certificate PKI, IP address filtering
-------------------------	--

Documentation	<i>AXIS OS Hardening Guide</i> <i>Axis Vulnerability Management Policy</i> <i>Axis Security Development Model</i> To download documents, go to axis.com/support/cybersecurity/resources To read more about Axis cybersecurity support, go to axis.com/cybersecurity
----------------------	---

General

Casing	Aluminum Color: white NCS S 1002-B
---------------	---------------------------------------

Mounting	Wall mount DIN rail mount
-----------------	------------------------------

Connectors	Network: Shielded RJ45 10BASE-T/100BASE-TX/1000BASE-T PoE I/O: Terminal blocks for DC power, inputs/outputs, RS485/Wiegand, relay. Detachable and color coded connectors for ease of installation. Wire size for connectors: CSA: AWG 28–16, CUL/UL: AWG 30–14
-------------------	--

Operating conditions	0 °C to 70 °C (32 °F to 158 °F) Humidity 20–85% RH (non-condensing)
-----------------------------	--

Storage conditions	–40 °C to 70 °C (–40 °F to 158 °F)
---------------------------	------------------------------------

Dimensions	For the overall product dimensions, see the dimension drawing in this datasheet.
-------------------	--

Weight	645 g (1.4 lb)
---------------	----------------

Box content	door controller, installation guide, connector kit (mounted), grounding kit, cable ties
--------------------	---

Optional accessories	AXIS TA4701 Access Card AXIS TA4702 Key Fob AXIS TA1801 Top Cover AXIS TA1901 DIN Rail Clip AXIS TA1902 Access Control Connector Kit ^d AXIS TQ1808-VE Surveillance Cabinet ^d AXIS 30 W Midspan ^d AXIS 30 W Midspan AC/DC ^d AXIS T8006 PS12 ^d For more accessories, go to axis.com/products/axis-a1210
-----------------------------	--

System tools	AXIS Site Designer, AXIS Device Manager, product selector, accessory selector Available at axis.com
---------------------	---

Languages	English, German, French, Spanish, Italian, Russian, Simplified Chinese, Japanese, Korean, Portuguese, Polish, Traditional Chinese
------------------	---

Warranty	5-year warranty, see axis.com/warranty
-----------------	--

Part numbers	Available at axis.com/products/axis-a1210#part-numbers
---------------------	--

Sustainability

Substance control	PVC free, BFR/CFR free in accordance with JEDEC/ECA Standard J5709 RoHS in accordance with EU RoHS Directive 2011/65/EU and EN 63000:2018 REACH in accordance with (EC) No 1907/2006. For SCIP UUID, see echa.europa.eu
--------------------------	--

Materials	Screened for conflict minerals in accordance with OECD guidelines
------------------	---

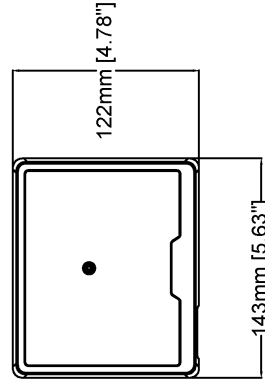

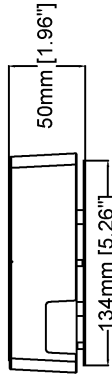
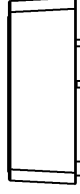
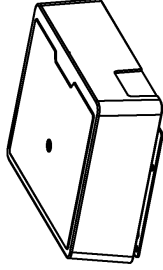
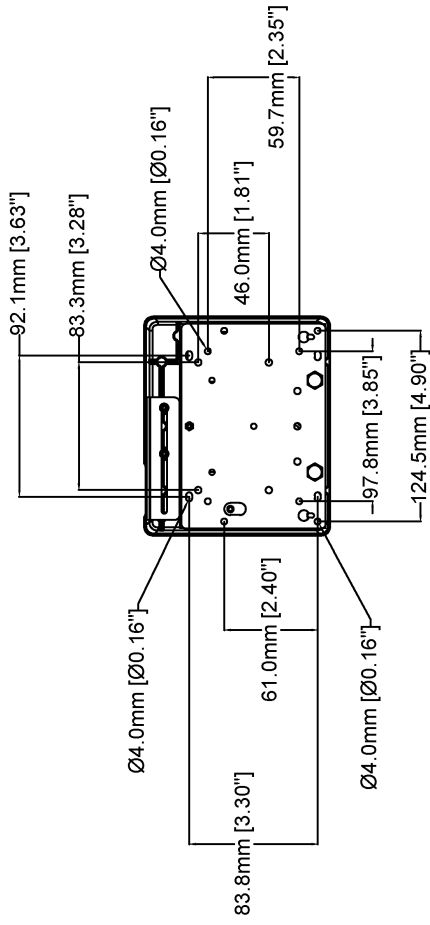
To read more about sustainability at Axis, go to axis.com/about-axis/sustainability

**Environmental
responsibility**

axis.com/environmental-responsibility
Axis Communications is a signatory of the UN Global Compact, read more at unglobalcompact.org

- a. *Depending on the reader's voltage and current input range. Evaluated with A4020-E and A4120-E.*
- b. *Depending on the reader's voltage and current input range.*
- c. *This product includes software developed by the OpenSSL Project for use in the OpenSSL Toolkit. (openssl.org), and cryptographic software written by Eric Young (eay@cryptsoft.com).*
- d. *Not intended for UL 294*

Dimension drawing



www.axis.com

AXIS A1210 Network Door Controller

Revision	v.01	Revision date	2022-11-16
Paper size	A4	Release date	2022-11-16
Created by	MF	Scale	1:4

© 2022 Axis Communications

Highlighted capabilities

Axis Edge Vault

Axis Edge Vault is the hardware-based cybersecurity platform that safeguards the Axis device. It forms the foundation that all secure operations depend on and offer features to protect the device's identity, safeguard its integrity and protect sensitive information from unauthorized access. For instance, **secure boot** ensures that a device can boot only with **signed OS**, which prevents physical supply chain tampering. With signed OS, the device is also able to validate new device software before accepting to install it. And the **secure keystore** is the critical building-block for protect-

ing cryptographic information used for secure communication (IEEE 802.1X, HTTPS, Axis device ID, access control keys etc.) against malicious extraction in the event of a security breach. The secure keystore and secure connections are provided through a Common Criteria or FIPS 140 certified hardware-based cryptographic computing module.

To read more about Axis Edge Vault, go to axis.com/solutions/edge-vault.

For more information, see axis.com/glossary